

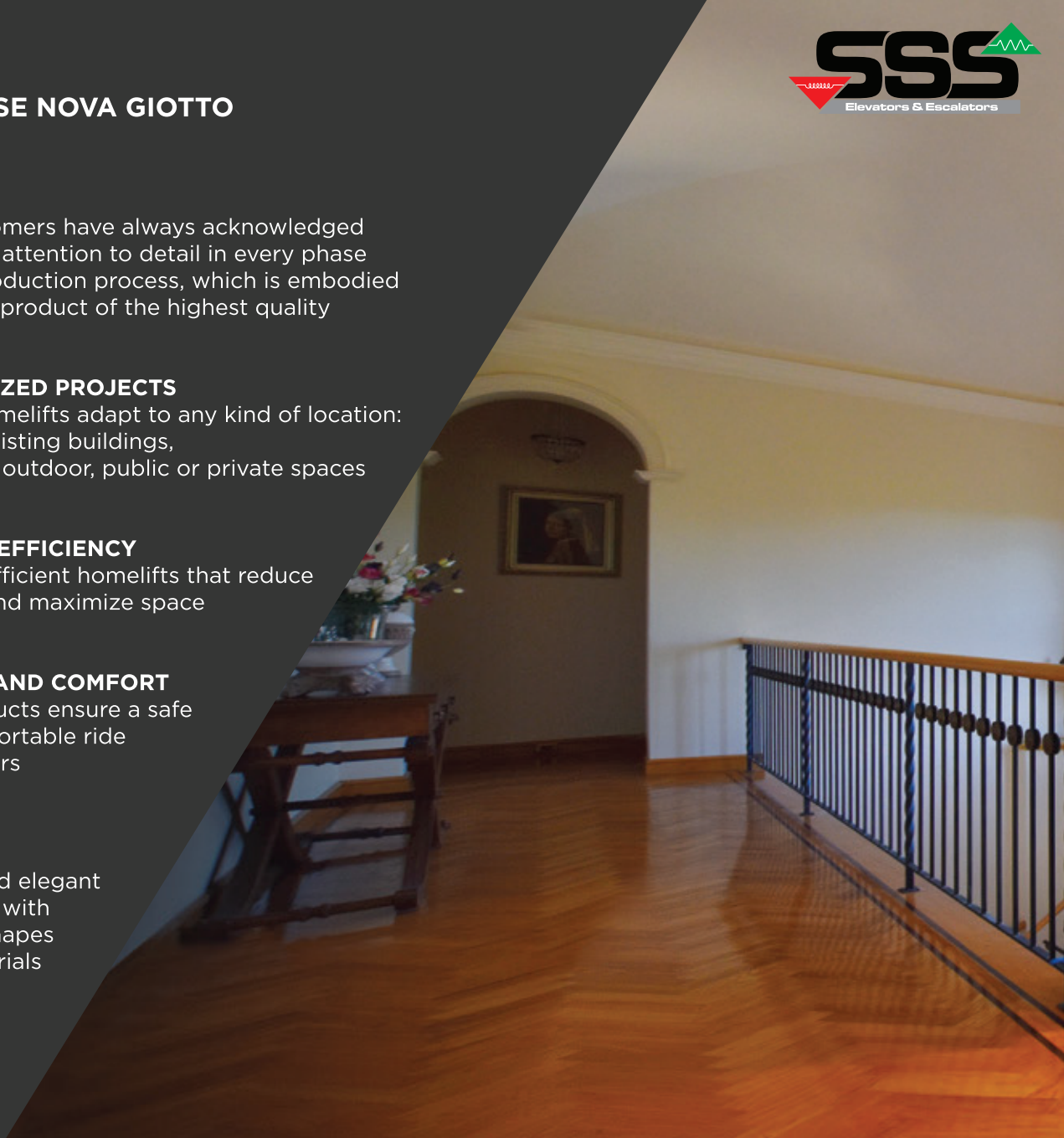


GIOTTO® HOMELIFT, THE ELEGANCE OF ROUND SHAPES



WHY CHOOSE NOVA GIOTTO

- ➔ **QUALITY**
Our customers have always acknowledged our great attention to detail in every phase of the production process, which is embodied by a final product of the highest quality
- ➔ **CUSTOMIZED PROJECTS**
NOVA homelifts adapt to any kind of location: new or existing buildings, indoor or outdoor, public or private spaces
- ➔ **ENERGY EFFICIENCY**
Energy-efficient homelifts that reduce volume and maximize space
- ➔ **SAFETY AND COMFORT**
Our products ensure a safe and comfortable ride for all users
- ➔ **DESIGN**
Classy and elegant homelifts with refined shapes and materials





WHY CHOOSE THE GIOTTO ROUND HOMELIFT

Giotto line of round homelifts represents the elegance of curves for a luxury design and adapts perfectly to any need and any home environment.

The elegance of Giotto homelift enhances the architectural context in which it is installed and increases its value.

Ideal to be installed in a central position inside a round stairwell or freestanding, Giotto becomes the protagonist of the entire environment: a real piece of furniture.

It can operate in 2 different modes: hold to run in cabin and automatic at the floors, or automatic both in cabin and at the floors.

Perfect to amaze your guests, allowing them to move between the different floors of the house in an impressive panoramic homelift or to allow access to offices, museums, public places and prestigious yachts.

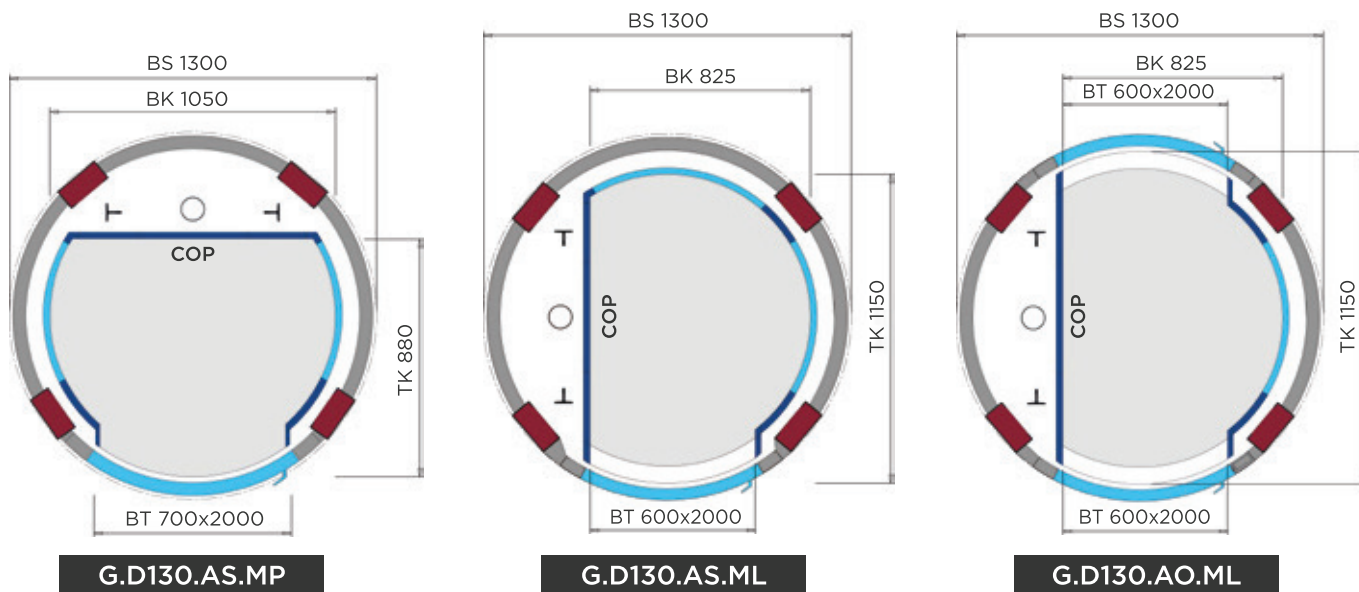
 *Made in Italy*


Elevators & Escalators

NOVA GIOTTO®


- Machine Directive 2006/42/CE
- Duty Load max 300 kg
- Speed 0.15 m/s in UE and 0.3 m/s extra UE
- Pit 150 mm - Min. headroom 2350 mm

ROUND HOMELIFTS WITH Ø 1300 mm



- LEGEND**
- Glass or metal sheet cladding for structure
 - Metal structures
 - Metal sheet cabin walls
 - Glazed cabin walls (option: metal sheet)

Curved full glass door





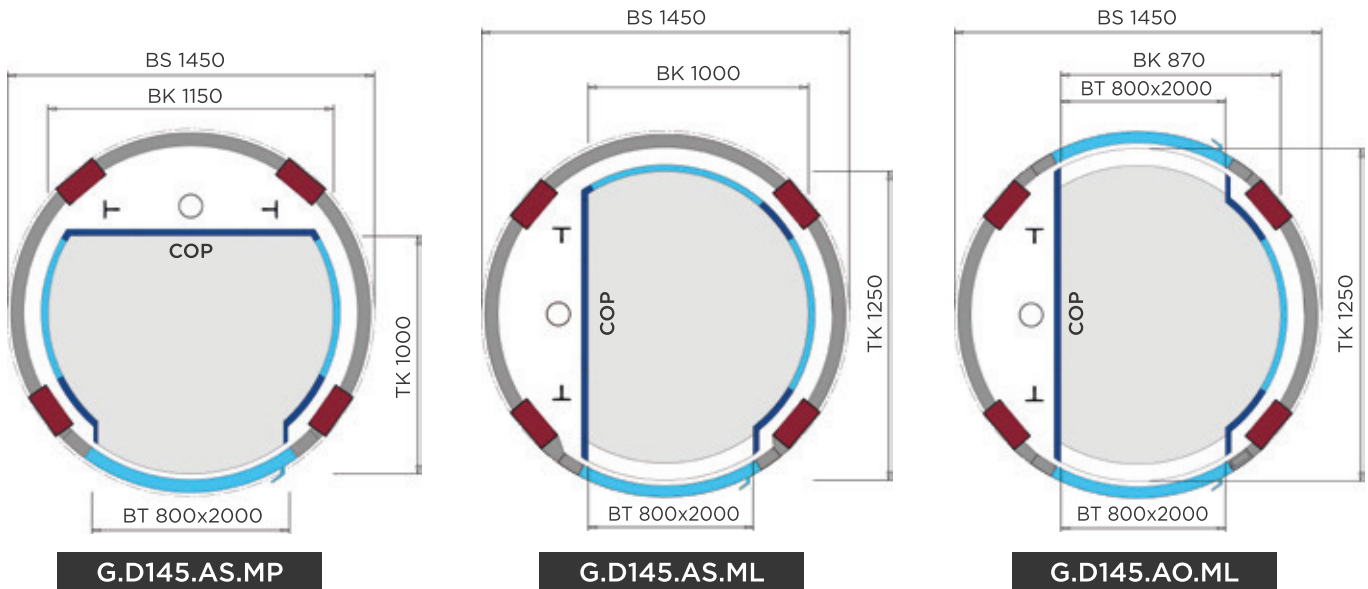
SSS
Elevators & Escalators



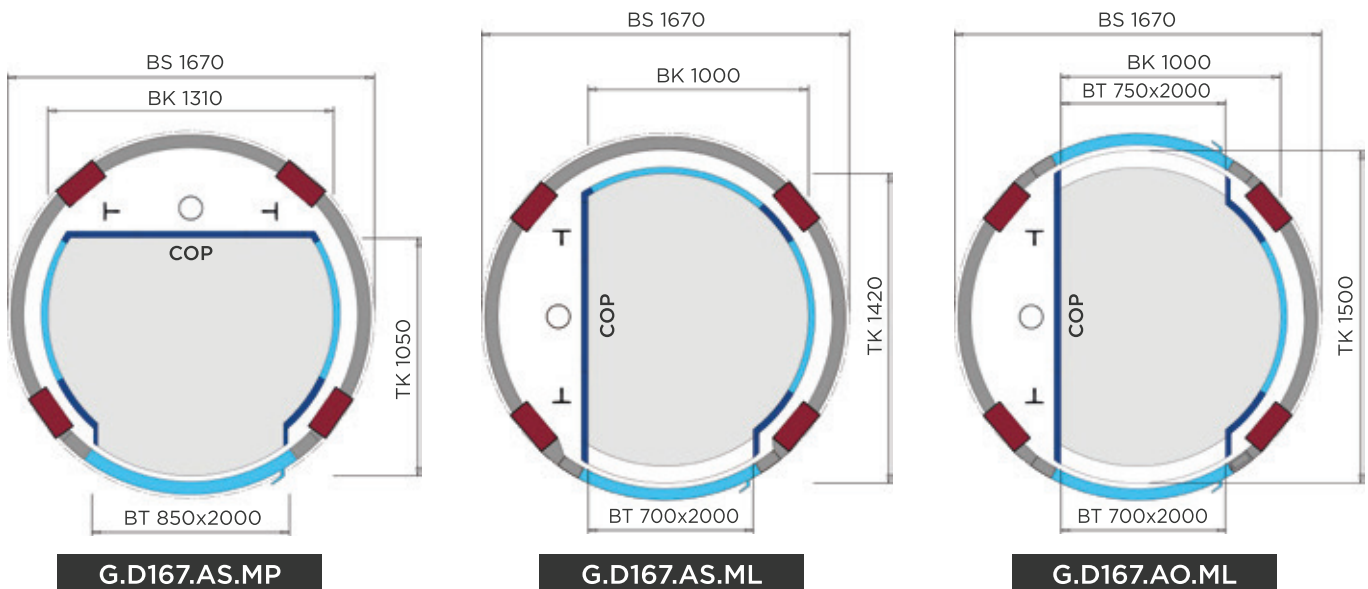
NOVA GIOTTO®

- Machine Directive 2006/42/CE
- Duty Load max 300 kg
- Speed 0.15 m/s in UE and 0.3 m/s extra UE
- Pit 150 mm - Min. headroom 2350 mm

ROUND HOMELIFTS WITH Ø 1450 mm




ROUND HOMELIFTS WITH Ø 1670 mm



- LEGEND**
- Glass or metal sheet cladding for structure
 - Metal structures
 - Metal sheet cabin walls
 - Glazed cabin walls (option: metal sheet)

Curved
full glass
door







For over 30 years NOVA Elevators and the Govoni family have been committed to ensuring quality and attention to detail in over 1000 projects entrusted by our customers every year in over 30 Countries worldwide.

NOVA Elevators has always operated with professionalism, experience, determination and effectiveness: our daily ingredients **to produce quality.**



+961 25 803965 | +961 81 060 038



NOVA S.r.l.

Via G. Galilei, 116/c

Loc 1: Antelias, Seaside, SSS Bldg,
fifth floor beside AISHTI.

Loc 2: Bchamoun, Behind Louise Wegmann School,
Andalos St. - SSS Bldg.

Tel: +961 71 260 007

Email: sales@sss-lb.com

www.sss-lb.com



Member of



 *Made in Italy*

FOLLOW US!



These technical specifications and images are intended for illustrative purposes and are not binding for the company. NOVA S.r.l. reserves the right to make any changes at any time it considers appropriate. All rights reserved. Even partial reproduction of this catalog is forbidden without the consent of NOVA S.r.l.