



**SODIMAS®**

**Cabine - Car**

# *Square*

**SSS**  
Elevators & Escalators  
+961 25 803965 | +961 81 060038



## Revêtement de sol – Floor covering

PVC - Gris stone - *PVC - Gris stone*

## Plinthes et profils de jonction des panneaux

### Panel skirtings and jointing trims

Aluminium aspect inox - *Natural anodized aluminium*

## Parois – Panels

Stratifié ARPA : 4602, 4603 | 0623 pour le bandeau uniquement

Fil du bois horizontal (voir documentation TEINTES)

*Laminated panels : 4602, 4603 | 0623 only side bands*

*Horizontal wood panels (see CAR PATTERNS documentation)*

## Miroir – Mirror

Toute largeur, hauteur 500 mm - *Full width, height 500 mm*

## Main courante – Handrails

- Tube : aluminium aspect inox

- Embouts : aluminium poli brillant

- *Tube : aluminium, stainless steel aspect*

- *Ends : polished brightness aluminium*

## Entrée – Entrance

Retours d'entrée et vantaux en inox brossé

*Entrance returns & panels in brushed stainless steel*

## Plafond – Ceiling

Époxy texturé blanc RAL 9003

*White epoxy RAL 9003*

## Éclairage – Lighting

4 spots ronds à LED - *4 round LED spots*

Dalle à LED en applique - *LED panel surface mounting*



## Protection – Protection

Barrière de cellules - *Safety edges*

## Panneau de commande – Car operating panel

Demi colonne M3 en inox brossé - *Half height column M3 in brushed stainless steel*

## Boutons et accessoires – Buttons and accessories

Boutons Cyntra noir micro-course (conforme norme EN81-70), indicateur d'étage LCD 4" couleur avec synthèse vocale

Téléphone tri-phonique

Impression sur backlight

Digicode intégré dans la boîte à boutons

*Black Cyntra micro-switch buttons (compliant to EN81-70), 4" colour LCD level display with voice synthesis*

*Tri-phonic telephone*

*Lift information printed on backlight*

*Integrated digital access code in the COP*



Découvrez-moi  
*Discover me*

## **Parois – Panels**

Stratifié ARPA cabines Wood, sauf teinte 2012 (voir documentation TEINTES)

Fil du bois horizontal

*Laminated panels Wood cars, except 2012 (see CAR PATTERNS documentation)*

*Horizontal wood panels*



## **Miroir – Mirror**

Toute largeur, hauteur 900 mm - *Full width, height 900 mm*

## **Main courante – Handrails**

- Tube : inox -> brossé

- Embouts : aluminium -> chromé, chromé ton noir, chromé ton or

- *Tube : stainless steel -> brushed*

- *Ends : aluminium -> chromium, black chromium, gold chromium*

## **Entrée – Entrance**

Retours d'entrée et vantaux en inox -> gravé, lino

*Entrance returns & panels in stainless steel -> engraved, Lino*

## **Plafond – Ceiling**

Époxy texturé noir RAL 9005, Inox -> brossé, poli, gravé, lino, Bat G4

*Black epoxy RAL 9005, stainless steel -> brushed, polished, engraved, lino, BAT G4*

## **Panneau de commande – Car operating panel**

Demi colonne inox brossé, poli miroir or, inox palinato, époxy brun sablé, époxy bleu chiné, Polycarbonate

*Half height column in brushed stainless steel, super mirror gold stainless steel, Palinato stainless steel, brown sable epoxy, bleu chiné epoxy, polycarbonate*

## **Boutons et accessoires – Buttons and accessories**

Boutons Evolya Angel ou Démon, Synia, micro-course (conforme norme EN81-70)

*Evolya Angel or Démon, Synia, micro switch push buttons (comply with EN 81-70)*





<b>Sol</b> <i>Floor</i>	Tapis gris Stone <i>PVC - gris Stone</i>	<b>Main courante</b> <i>Handrails</i>	Tube aluminium aspect inox, embout poli brillant <i>Tube aluminium stainless steel aspect, ends polished brightness aluminium</i>
<b>Stratifié</b> <i>Laminated panel</i>	Arpa 4603 Aleve + Arpa 4602 Aleve (bandeau) <i>Arpa 4603 Aleve + Arpa 4602 Aleve (side band)</i>	<b>Miroir</b> <i>Mirror</i>	Toute largeur hauteur 500 <i>Full width, height 500 mm</i>
<b>Plafond</b> <i>Ceiling</i>	Blanc RAL 9003 avec dalle à LED en Applique <i>White epoxy RAL 9003 with LED panel surface mounting</i>	<b>Boîte à boutons</b> <i>Car operating panel</i>	Demi colonne M3 en Inox brossé <i>Half height column M3 in brushed stainless steel</i>




<b>Sol</b> <i>Floor</i>	Tapis gris Stone <i>PVC - gris Stone</i>	<b>Main courante</b> <i>Handrails</i>	Tube aluminium aspect inox, embout poli brillant <i>Tube aluminium stainless steel aspect, ends polished brightness aluminium</i>
<b>Stratifié</b> <i>Laminated panel</i>	Arpa 4602 Aleve + Arpa 4603 Aleve (bandeau) <i>Arpa 4602 Aleve + Arpa 4603 Aleve (side band)</i>	<b>Miroir</b> <i>Mirror</i>	Toute largeur hauteur 500 <i>Full width, height 500 mm</i>
<b>Plafond</b> <i>Ceiling</i>	Blanc RAL 9003 avec dalle à LED en Applique <i>White epoxy RAL 9003 with LED panel surface mounting</i>	<b>Boîte à boutons</b> <i>Car operating panel</i>	Demi colonne M3 en Inox brossé <i>Half height column M3 in brushed stainless steel</i>

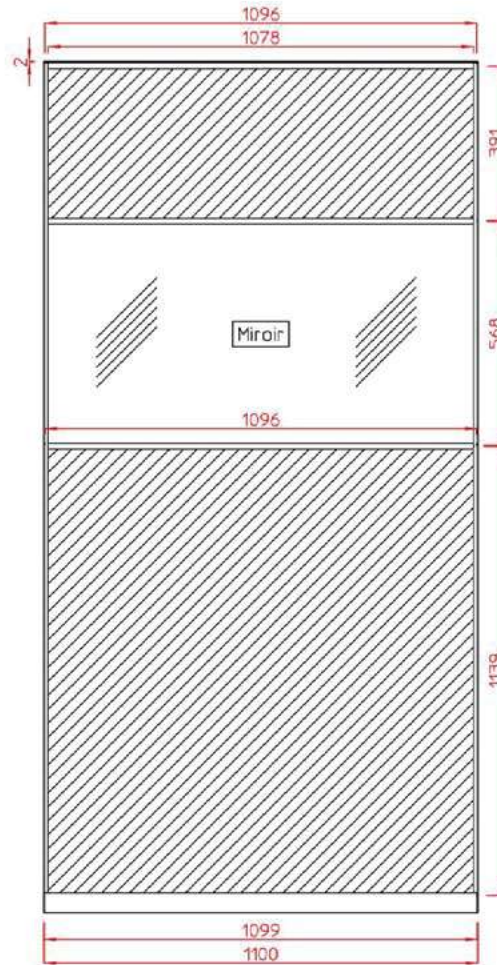


<b>Sol</b> <i>Floor</i>	Tapis gris Stone <i>PVC - gris Stone</i>	<b>Main courante</b> <i>Handrails</i>	Tube aluminium aspect inox, embout poli brillant <i>Tube aluminium stainless steel aspect, ends polished brightness aluminium</i>
<b>Stratifié</b> <i>Laminated panel</i>	Abet 634 + Arpa 2631 lucida (bandeau) <i>[Option]</i> Abet 634 + Arpa 2631 lucida (side band) <i>[Option]</i>	<b>Miroir</b> <i>Mirror</i>	Toute largeur hauteur 500 <i>Full width, height 500 mm</i>
<b>Plafond</b> <i>Ceiling</i>	Blanc RAL 9003 avec spots ronds à LED <i>White epoxy RAL 9003 with round LED spots</i>	<b>Boîte à boutons</b> <i>Car operating panel</i>	Demi colonne M3 en Inox brossé <i>Half height column M3 in brushed stainless steel</i>

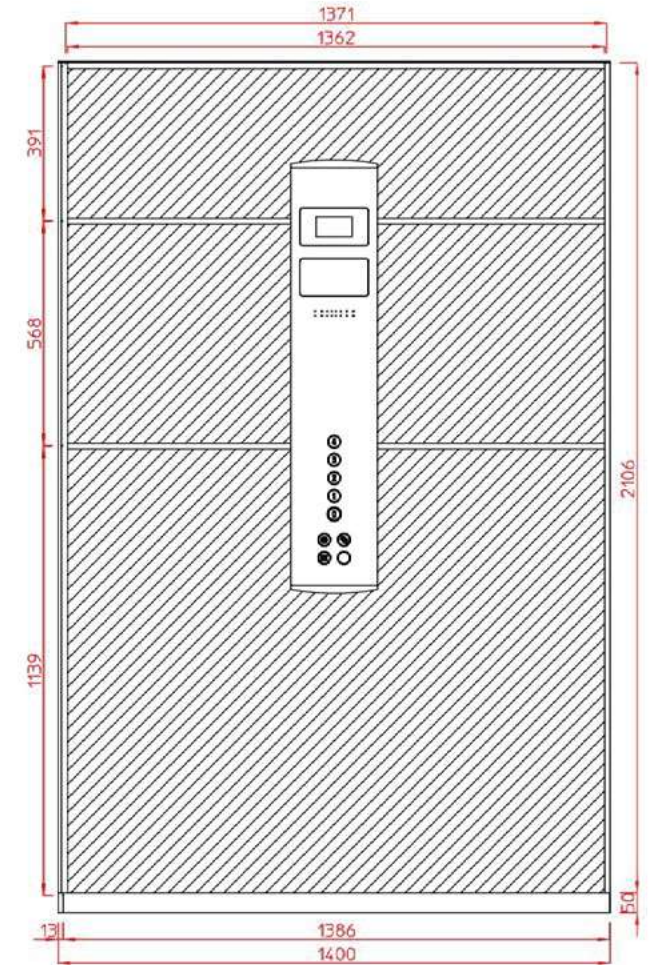
# Square - BASE BASIS



Face B



Face C




Face D



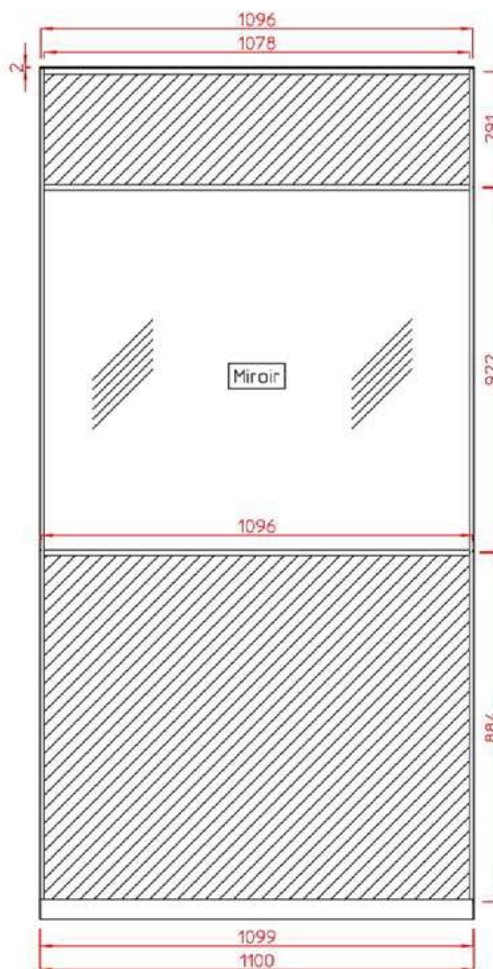
<b>Sol</b> <i>Floor</i>	Tapis gris Stone <i>PVC - gris Stone</i>	<b>Main courante</b> <i>Handrails</i>	Tube aluminium aspect inox, embout poli brillant <i>Tube aluminium stainless steel aspect, ends polished brightness aluminium</i>
<b>Stratifié</b> <i>Laminated panel</i>	Arpa 4603 Aleve + Arpa 0623 Erre (bandeau) <i>Arpa 4603 Aleve + Arpa 0623 Erre (side band)</i>	<b>Miroir</b> <i>Mirror</i>	Toute largeur hauteur 900 [Option] <i>Full width, height 900 mm [Option]</i>
<b>Plafond</b> <i>Ceiling</i>	Blanc RAL 9003 avec spots ronds à LED <i>White epoxy RAL 9003 with round LED spots</i>	<b>Boîte à boutons</b> <i>Car operating panel</i>	Demi colonne M3 en Inox brossé <i>Half height column M3 in brushed stainless steel</i>



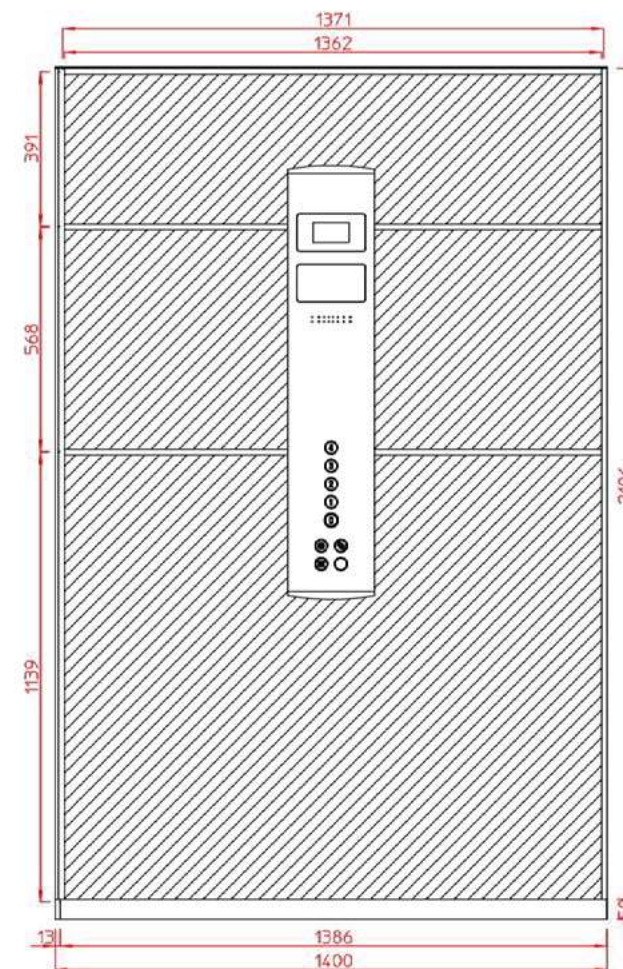
# Square - OPTIONS *OPTIONS*



Face B



Face C



Face D



<b>Sol</b> <i>Floor</i>	Tapis gris Stone <i>PVC - gris Stone</i>	<b>Main courante</b> <i>Handrails</i>	Tube aluminium aspect inox, embout poli brillant <i>Tube aluminium stainless steel aspect, ends polished brightness aluminium</i>
<b>Stratifié</b> <i>Laminated panel</i>	Arpa 4603 Aleve + Arpa 4602 Aleve (bandeau) <i>Arpa 4603 Aleve + Arpa 4602 Aleve (side band)</i>	<b>Miroir</b> <i>Mirror</i>	Toute largeur hauteur 500 <i>Full width, height 500 mm</i>
<b>Plafond</b> <i>Ceiling</i>	Blanc RAL 9003 avec dalle à LED en Applique <i>White epoxy RAL 9003 with LED panel surface mounting</i>	<b>Boîte à boutons</b> <i>Car operating panel</i>	Demi colonne M3 en Inox brossé <i>Half height column M3 in brushed stainless steel</i>

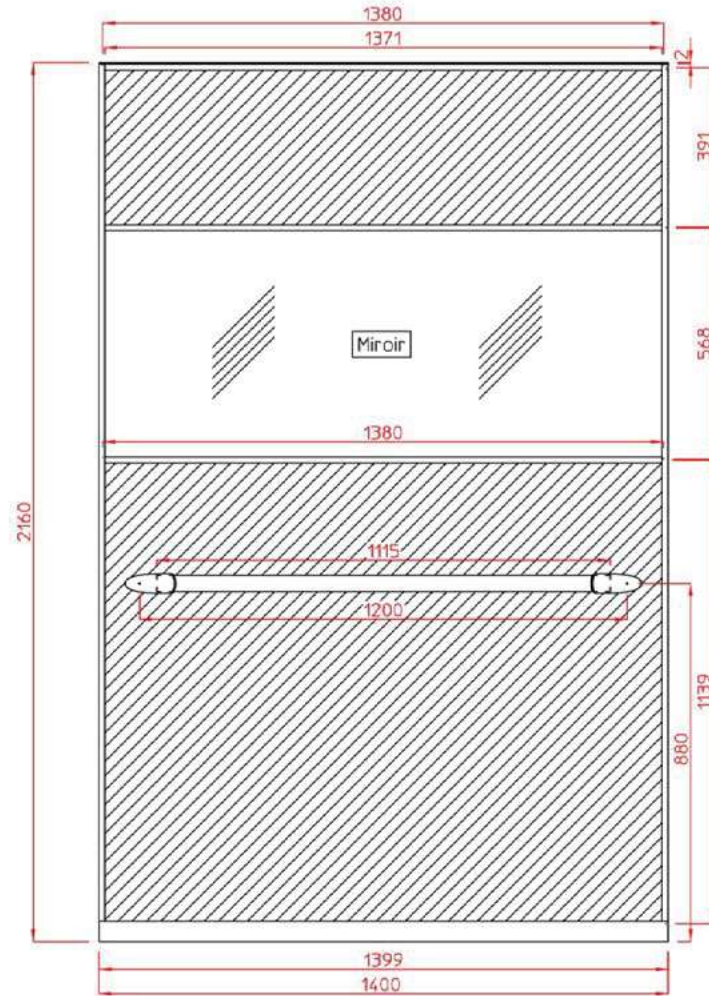


<b>Sol</b> <i>Floor</i>	Tapis gris Stone <i>PVC - gris Stone</i>	<b>Main courante</b> <i>Handrails</i>	Tube aluminium aspect inox, embout poli brillant <i>Tube aluminium stainless steel aspect, ends polished brightness aluminium</i>
<b>Stratifié</b> <i>Laminated panel</i>	Arpa 4602 Aleve + Arpa 4603 Aleve (bandeau) <i>Arpa 4602 Aleve + Arpa 4603 Aleve (side band)</i>	<b>Miroir</b> <i>Mirror</i>	Toute largeur hauteur 500 <i>Full width, height 500 mm</i>
<b>Plafond</b> <i>Ceiling</i>	Blanc RAL 9003 avec dalle à LED en Applique <i>White epoxy RAL 9003 with LED panel surface mounting</i>	<b>Boîte à boutons</b> <i>Car operating panel</i>	Demi colonne M3 en Inox brossé <i>Half height column M3 in brushed stainless steel</i>

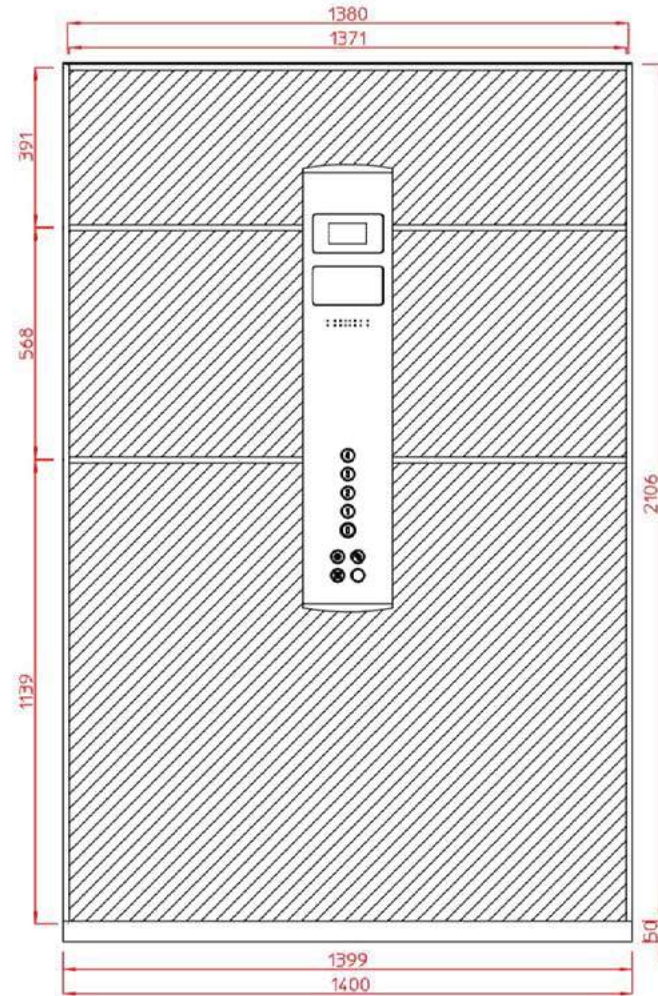


<b>Sol</b> <i>Floor</i>	Tapis gris Stone <i>PVC - gris Stone</i>	<b>Main courante</b> <i>Handrails</i>	Tube aluminium aspect inox, embout poli brillant <i>Tube aluminium stainless steel aspect, ends polished brightness aluminium</i>
<b>Stratifié</b> <i>Laminated panel</i>	Abet 669 + Abet 850 (bandeau) <i>[Option]</i> Abet 669 + Abet 850 (side band) <i>[Option]</i>	<b>Miroir</b> <i>Mirror</i>	Toute largeur hauteur 500 <i>Full width, height 500 mm</i>
<b>Plafond</b> <i>Ceiling</i>	Blanc RAL 9003 avec spots ronds à LED <i>White epoxy RAL 9003 with round LED spots</i>	<b>Boîte à boutons</b> <i>Car operating panel</i>	Demi colonne M3 en Inox brossé <i>Half height column M3 in brushed stainless steel</i>

# Square - BASE BASIS



Face B

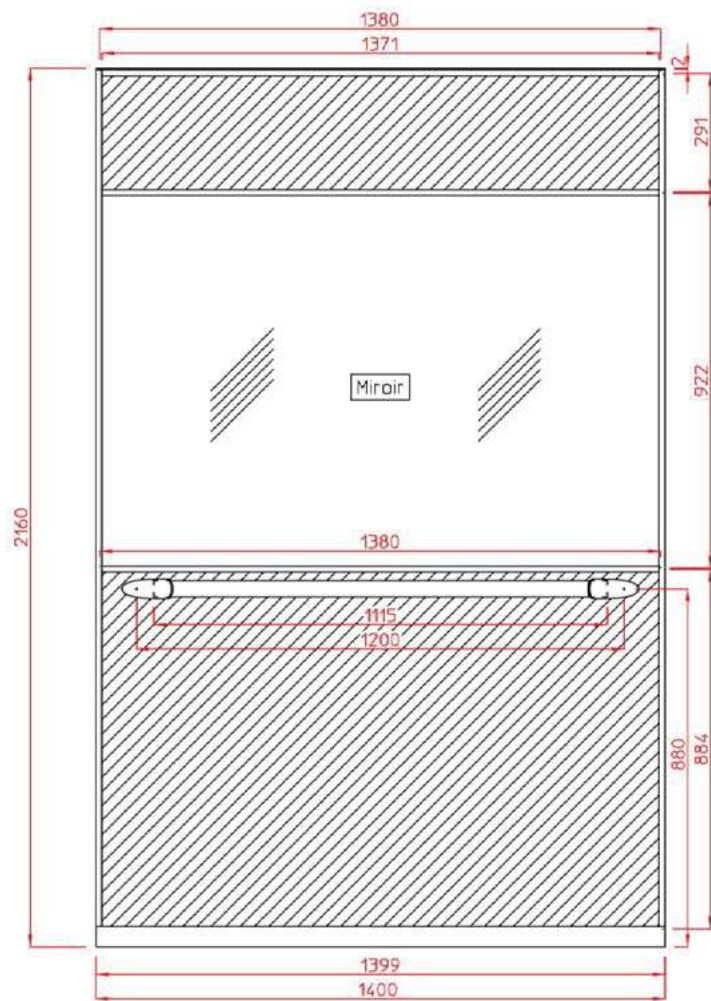


Face D

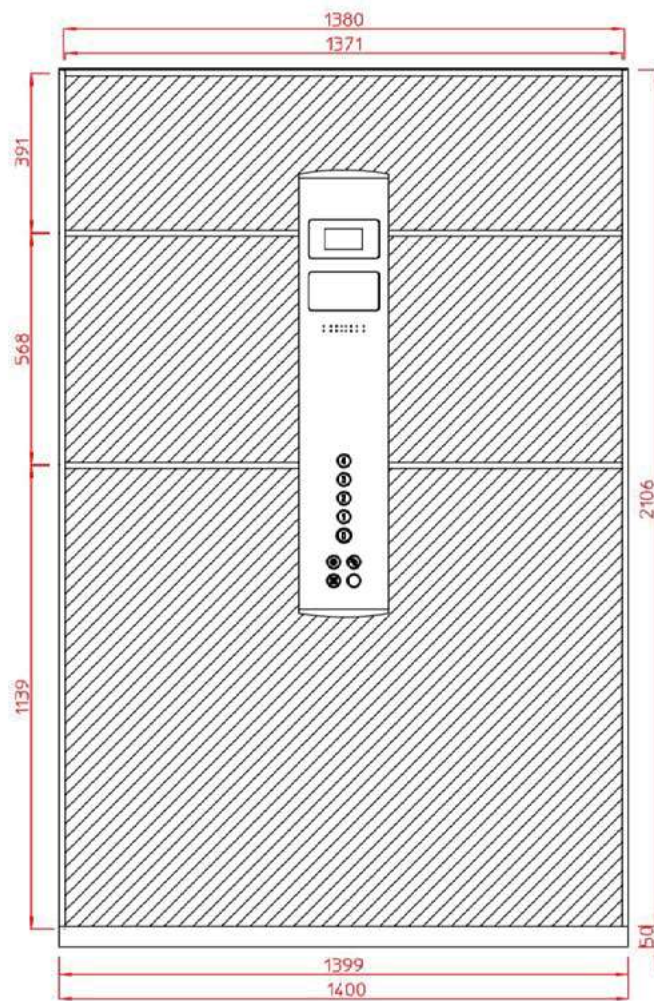


<b>Sol</b> <i>Floor</i>	Tapis gris Stone <i>PVC - gris Stone</i>	<b>Main courante</b> <i>Handrails</i>	Tube aluminium aspect inox, embout poli brillant <i>Tube aluminium stainless steel aspect, ends polished brightness aluminium</i>
<b>Stratifié</b> <i>Laminated panel</i>	Arpa 4603 Aleve + Arpa 0623 Erre (bandeau) <i>Arpa 4603 Aleve + Arpa 0623 Erre (side band)</i>	<b>Miroir</b> <i>Mirror</i>	Toute largeur hauteur 900 [Option] <i>Full width, height 900 mm [Option]</i>
<b>Plafond</b> <i>Ceiling</i>	Blanc RAL 9003 avec spots ronds à LED <i>White epoxy RAL 9003 with round LED spots</i>	<b>Boîte à boutons</b> <i>Car operating panel</i>	Demi colonne M3 en Inox brossé <i>Half height column M3 in brushed stainless steel</i>

# Square - OPTIONS *OPTIONS*



Face B



Face D

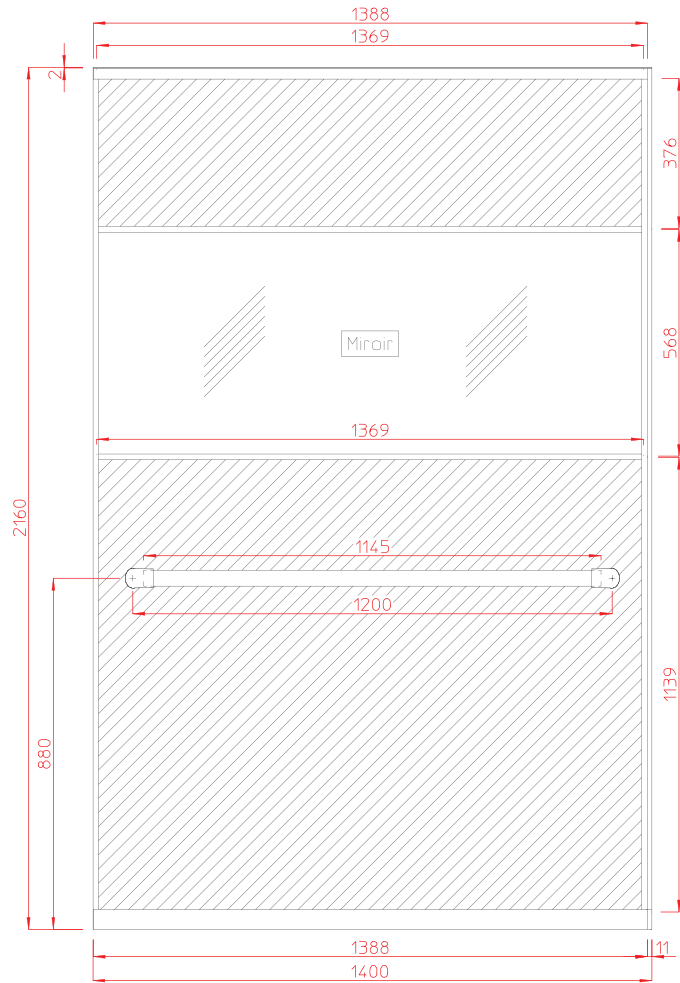
# Square - Option Visio *Visio option*




<b>Sol</b> <i>Floor</i>	Tapis gris Stone <i>PVC - gris Stone</i>	<b>Main courante</b> <i>Handrails</i>	Tube aluminium aspect inox, embout poli brillant <i>Tube aluminium stainless steel aspect, ends polished brightness aluminium</i>
<b>Stratifié</b> <i>Laminated panel</i>	Arpa 4603 Aleve + Vitree + Arpa 4602 Aleve (bandeau) <i>Arpa 4603 Aleve + Glazed + Arpa 4602 Aleve (side band)</i>	<b>Miroir</b> <i>Mirror</i>	Toute largeur hauteur 500 <i>Full width, height 500 mm</i>
<b>Plafond</b> <i>Ceiling</i>	Blanc RAL 9003 avec spots ronds à LED <i>White epoxy RAL 9003 with round LED spots</i>	<b>Boîte à boutons</b> <i>Car operating panel</i>	Demi colonne M3 en Inox brossé <i>Half height column M3 in brushed stainless steel</i>



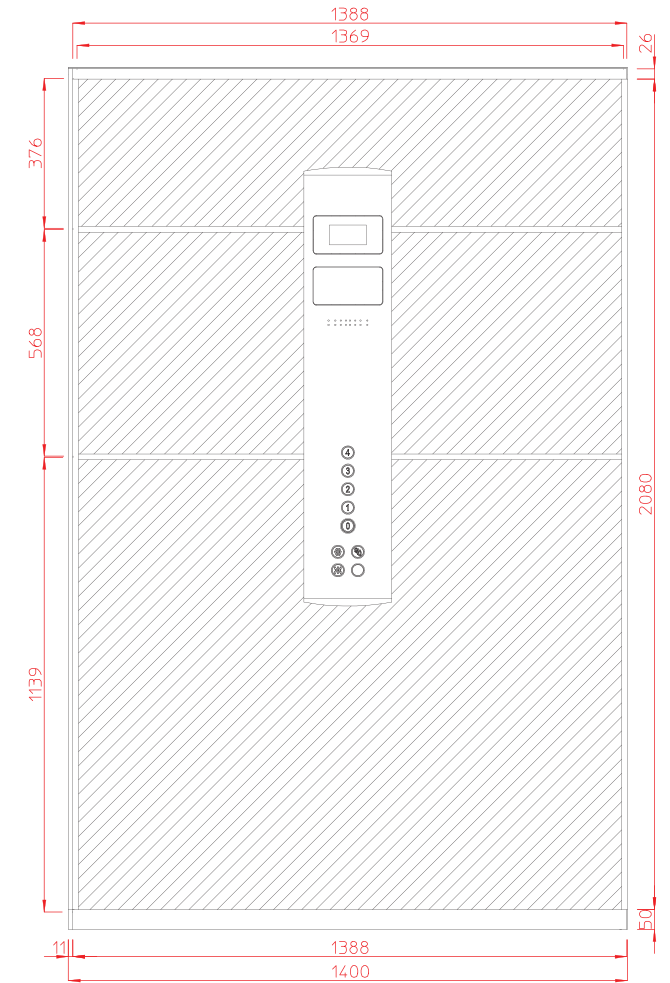
# Square - Option Visio *Visio option*



Face B



Face C



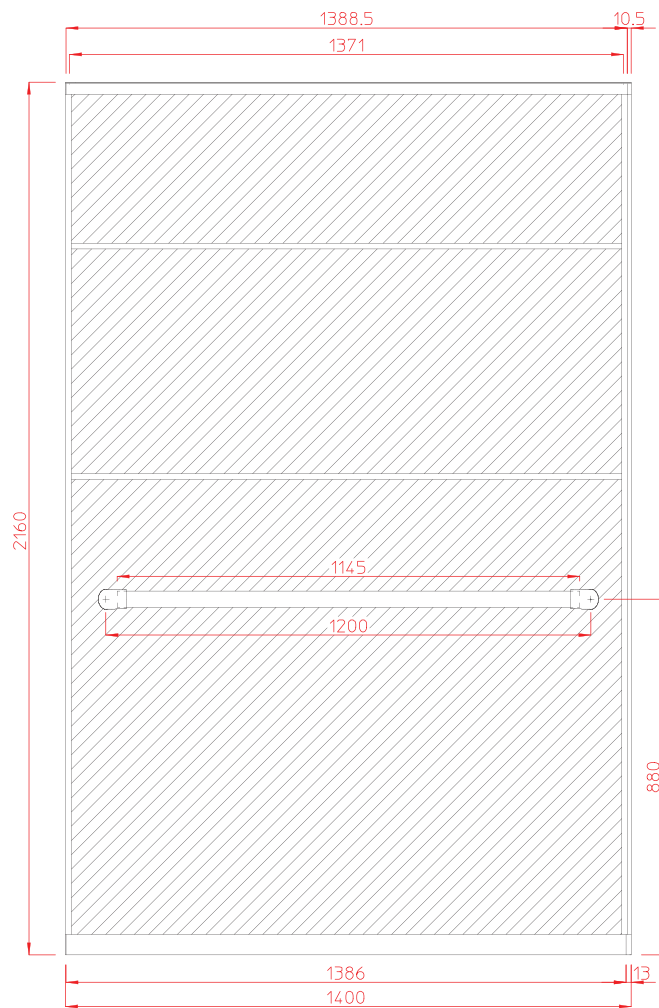
Face D

# Square - Option Visio *Visio option*

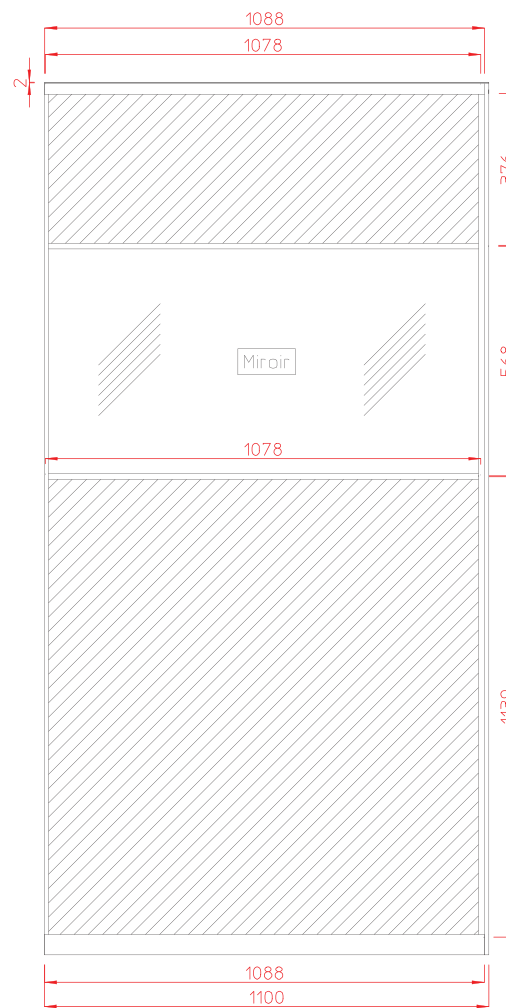


<b>Sol</b> <i>Floor</i>	Tapis gris Stone <i>PVC - gris Stone</i>	<b>Main courante</b> <i>Handrails</i>	Tube aluminium aspect inox, embout poli brillant <i>Tube aluminium stainless steel aspect, ends polished brightness aluminium</i>
<b>Stratifié</b> <i>Laminated panel</i>	Arpa 4603 Aleve + Arpa 4602 Aleve (bandeau) + Vitrée <i>Arpa 4603 Aleve + Arpa 4602 Aleve (side band) + Glazed</i>	<b>Miroir</b> <i>Mirror</i>	Toute largeur hauteur 500 <i>Full width, height 500 mm</i>
<b>Plafond</b> <i>Ceiling</i>	Blanc RAL 9003 avec spots ronds à LED <i>White epoxy RAL 9003 with round LED spots</i>	<b>Boîte à boutons</b> <i>Car operating panel</i>	Colonne toute hauteur en inox brossé <b>[Option]</b> <i>Full height column in brushed stainless steel <b>[Option]</b></i>

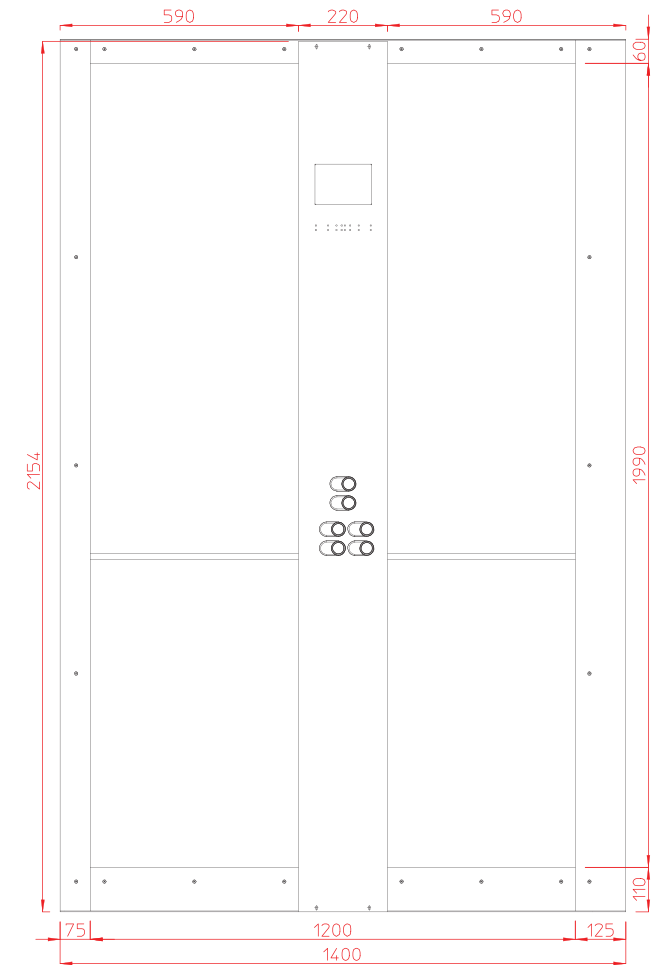
# Square - Option Visio *Visio option*



Face B



Face C



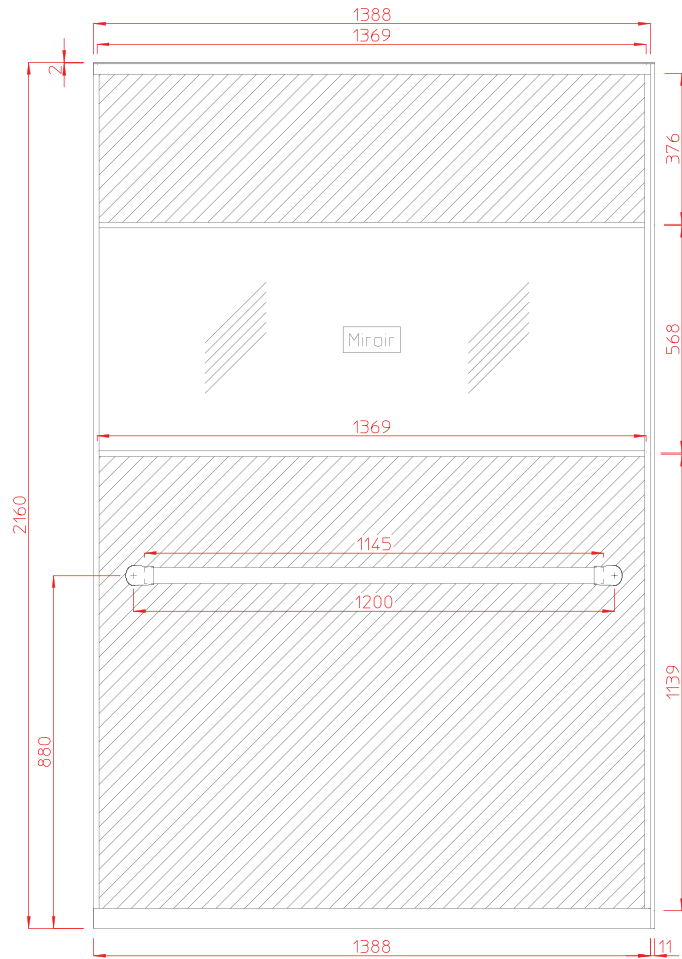
Face D

# Square - Option Visio *Visio option*




<b>Sol</b> <i>Floor</i>	Tapis gris Stone <i>PVC - gris Stone</i>	<b>Main courante</b> <i>Handrails</i>	Tube aluminium aspect inox, embout poli brillant <i>Tube aluminium stainless steel aspect, ends polished brightness aluminium</i>
<b>Stratifié</b> <i>Laminated panel</i>	Arpa 4603 Aleve + Vitrée <i>Arpa 4603 Aleve + Glazed</i>	<b>Miroir</b> <i>Mirror</i>	Toute largeur hauteur 500 <i>Full width, height 500 mm</i>
<b>Plafond</b> <i>Ceiling</i>	Blanc RAL 9003 avec spots ronds à LED <i>White epoxy RAL 9003 with round LED spots</i>	<b>Boîte à boutons</b> <i>Car operating panel</i>	Colonne toute hauteur en inox brossé (Option) <i>Full height column in brushed stainless steel (Option)</i>

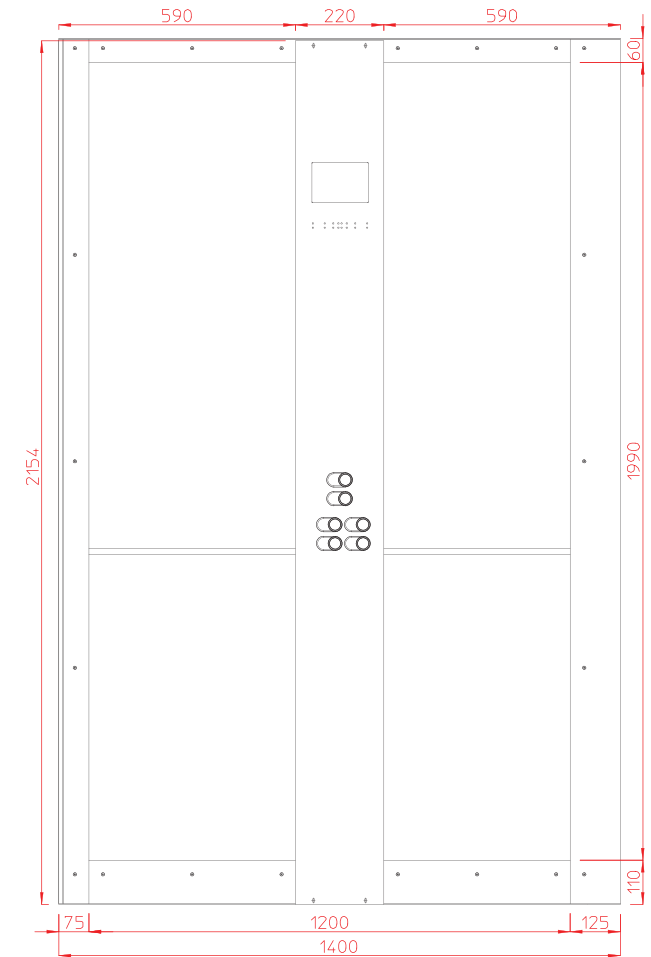
# Square - Option Visio *Visio option*



Face B



Face C



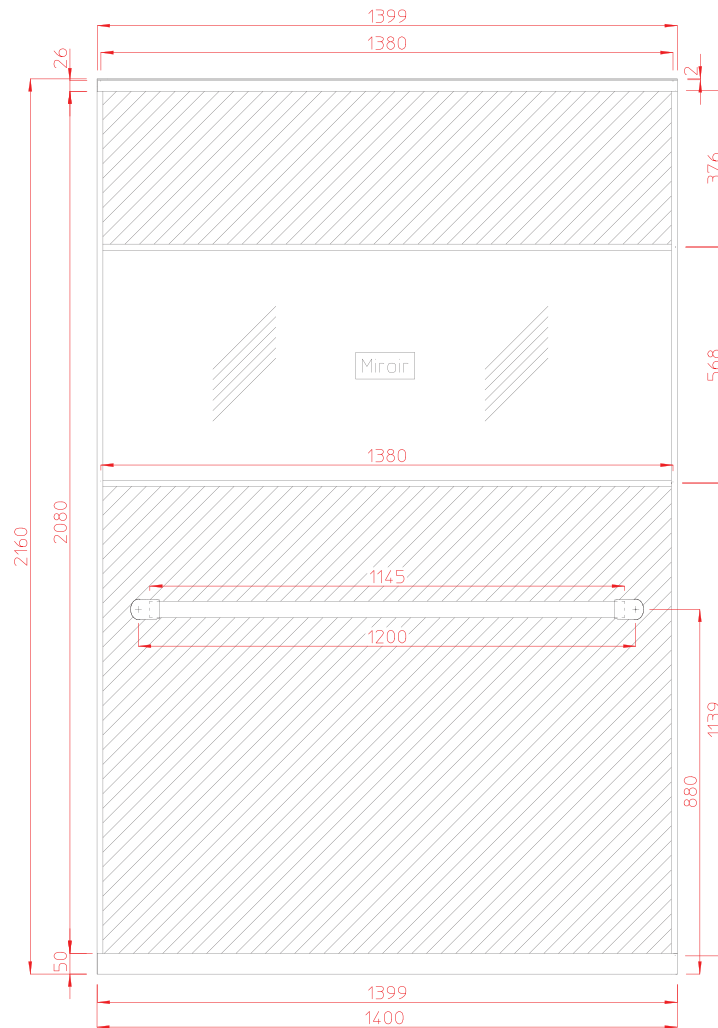
Face D

# Square - Option Visio *Visio option*

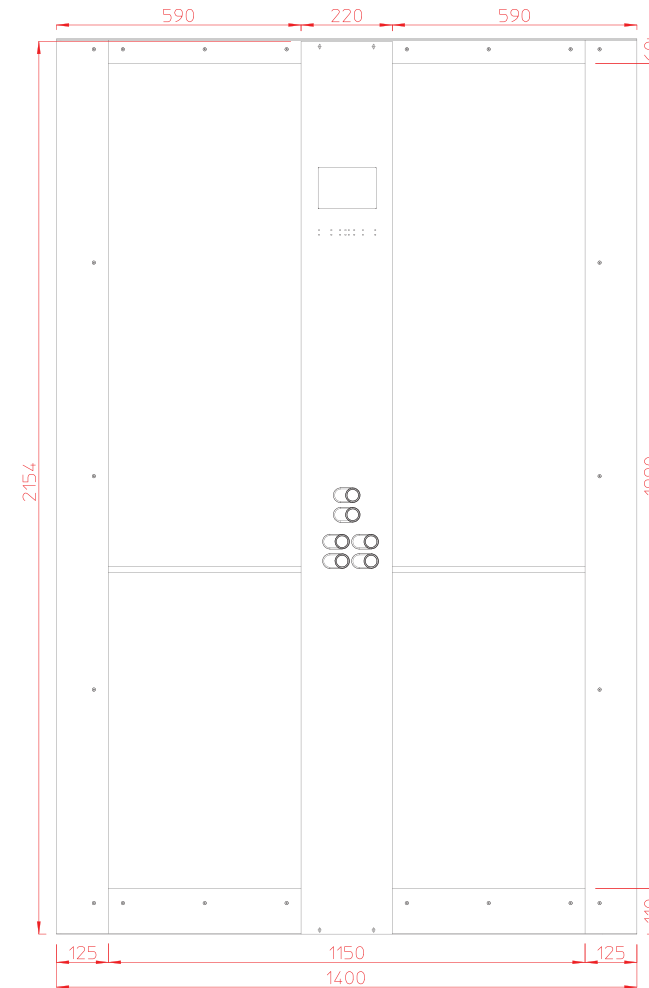


<b>Sol</b> <i>Floor</i>	Tapis gris Stone <i>PVC - gris Stone</i>	<b>Main courante</b> <i>Handrails</i>	Tube aluminium aspect inox, embout poli brillant <i>Tube aluminium stainless steel aspect, ends polished brightness aluminium</i>
<b>Stratifié</b> <i>Laminated panel</i>	Arpa 4603 Aleve + Vitrée <i>Arpa 4603 Aleve + Glazed</i>	<b>Miroir</b> <i>Mirror</i>	Toute largeur hauteur 500 <i>Full width, height 500 mm</i>
<b>Plafond</b> <i>Ceiling</i>	Blanc RAL 9003 avec spots ronds à LED <i>White epoxy RAL 9003 with round LED spots</i>	<b>Boîte à boutons</b> <i>Car operating panel</i>	Colonne toute hauteur en inox brossé <b>(Option)</b> <i>Full height column in brushed stainless steel <b>(Option)</b></i>

# Square - Option Visio *Visio option*



Face B



Face D



Loc 1: Antelias, Seaside, SSS Bldg, beside AISHTI.  
Loc 2: Bchamoun, Behind Louise Wegmann, SSS Bldg.

Tel: +961 71 260 007

Email: [sales@sss-lb.com](mailto:sales@sss-lb.com)  
[www.sss-lb.com](http://www.sss-lb.com)

---

**Next Level Living**