



Cabine - Car

WOOD

Wood

p.4

Bicolore

p.18

Option impression

p.22

Printed option



Revêtement de sol – Floor covering

PVC (voir documentation TEINTES)
PVC (see CAR PATTERNS documentation)



Plinthes et profils de jonction des panneaux

Panel skirtings and jointing trims

Aluminium aspect inox
Natural anodized aluminium

Parois – Panels

Stratifiés ARPA, fil de bois vertical (voir documentation TEINTES)
Laminated panels, vertical wood (see CAR PATTERNS documentation)

Miroir – Mirror

Toute largeur, mi-hauteur - Full width, half height
Largeur 800, mi-hauteur - Width 800 mm, half height

Main courante – Handrails

- Tube : aluminium aspect inox
- Embouts : aluminium poli brillant
- Tube : aluminium, stainless steel aspect
- Ends : polished brightness aluminium

Entrée – Entrance

Retours d'entrée et vantaux en inox brossé
Entrance returns & panels in brushed stainless steel

Faux plafond – False ceiling

Époxy texturé blanc RAL 9003
White epoxy RAL 9003

Éclairage – Lighting

4 spots ronds à LED
4 round LED spots

Protection – Protection

Barrière de cellules
Safety edges

Panneau de commande – Car operating panel

Demi colonne en inox brossé M3
Half height column M3 in brushed stainless steel

Boutons et accessoires – Buttons and accessories

Boutons Cyntra noir micro-course (conforme norme EN81-70)
Indicateur d'étage LCD 4" avec synthèse vocale
Téléphone tri-phonique
Digicode intégré dans la boîte à boutons
Black Cyntra micro-switch buttons (compliant to EN81-70)
4" colour LCD level display with voice synthesis
Tri-ponic telephone
Integrated digital access code in the COP



Découvrez-moi
Discover me

OPTIONS - OPTIONS

Revêtement de sol – Floor covering

Céramique (voir documentation TEINTES)
Ceramic (see CAR PATTERNS documentation)



Plinthes et profils de jonction des panneaux

Panel skirtings and jointing trims

Inox -> brossé, gravé, lino
Stainless steel -> brushed, engraved, lino

Parois – Panels

Impression
Impression

Miroir – Mirror

Largeur 800, toute hauteur -300 mm - Width 800 mm, full height -300 mm
Largeur 2/3, toute hauteur - Width 2/3, full height
Largeur 800, toute hauteur (double accès) - Width 800 mm, full height (double access)

Main courante – Handrails

- Tube : inox -> brossé
- Embouts : aluminium -> chromé, chromé ton noir, chromé ton or
- Tube : stainless steel -> brushed, polished
- Ends : aluminium -> chromium, black chromium, gold chromium

Entrée – Entrance

Retours d'entrée et vantaux en inox -> gravé, lino
Entrance returns & panels in stainless steel -> engraved, Lino

Faux plafond – False ceiling

Époxy texturé noir RAL 9005, Inox -> brossé, gravé, lino, BATG4
Black epoxy RAL 9005, inox -> brushed, engraved, lino, BAT G4

Éclairage – Lighting

4 spots carré à LED, bande à LED
4 square LED spots, 2 LED strips

Panneau de commande – Car operating panel

Colonne toute hauteur inox -> brossé, poli miroir noir, gravé, lino
Full height column in stainless steel -> brushed, super mirror black, engraved, Lino
Demi colonne inox poli miroir or, inox brossé, inox palinato, époxy brun sablé, époxy bleu chiné, Polycarbonate
Half height column in super mirror gold stainless steel, brushed stainless steel, Palinato stainless steel, brown sable epoxy, bleu chiné epoxy, polycarbonate

Boutons et accessoires – Buttons and accessories


Boutons Evolya Angel ou Démon, Synia micro-course (conforme norme EN81-70)
Evolya Angel or Démon, Synia micro switch push buttons (comply with EN 81-70)



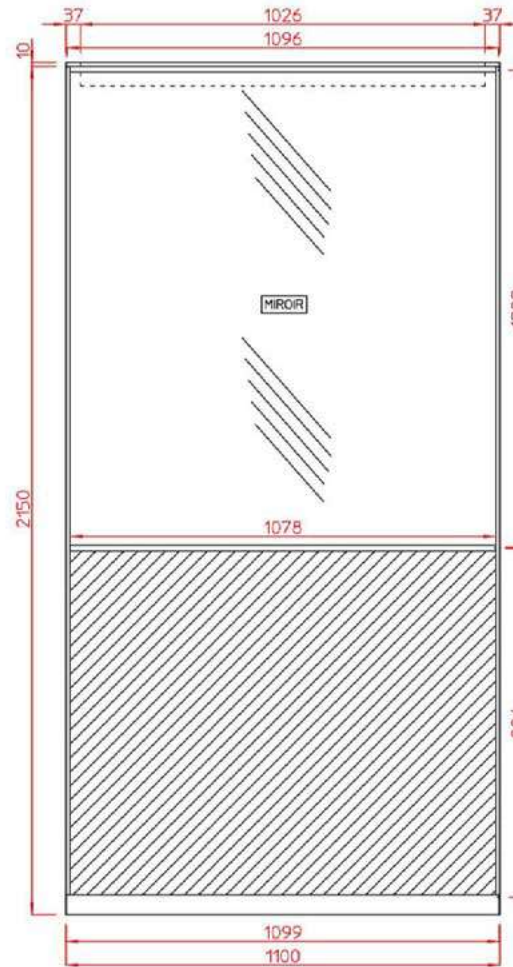
Découvrez-moi
Discover me



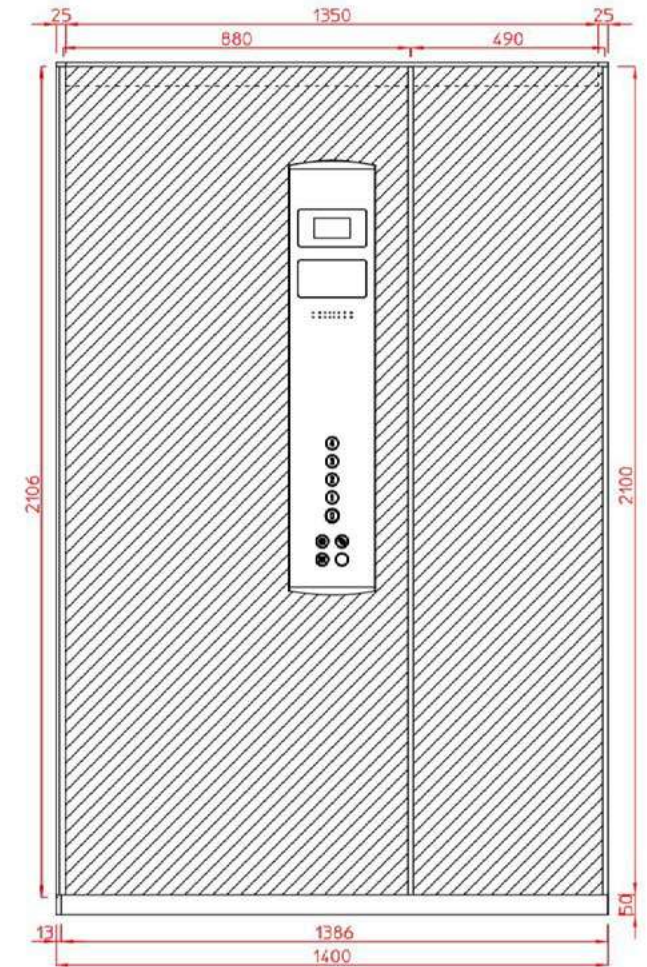
Sol <i>Floor</i>	Tapis anthracite 0831 <i>PVC - anthracite 0831</i>	Main courante <i>Handrails</i>	Tube aluminium aspect inox, embout poli brillant <i>Tube aluminium stainless steel aspect, ends polished brightness aluminium</i>
Stratifié <i>Laminated panel</i>	Arpa 4532 Aleve <i>Arpa 4532 Aleve</i>	Miroir <i>Mirror</i>	Toute largeur mi hauteur <i>Full width, half height</i>
Faux plafond <i>False ceiling</i>	Blanc RAL 9003 avec spots ronds à LED <i>White epoxy RAL 9003 with round LED spots</i>	Boîte à boutons <i>Car operating panel</i>	Demi colonne M3 en Inox brossé <i>Half height column M3 in brushed stainless steel</i>



Face B




Face C



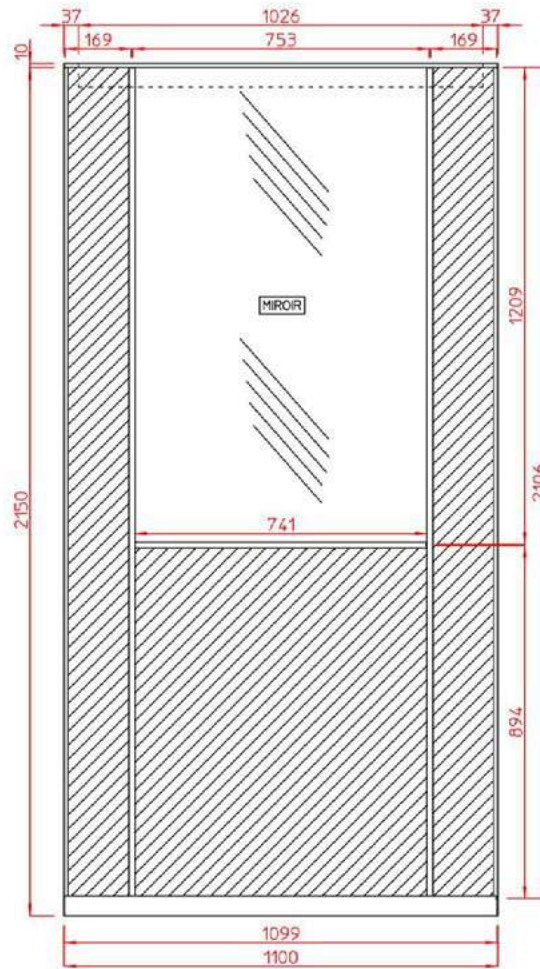
Face D



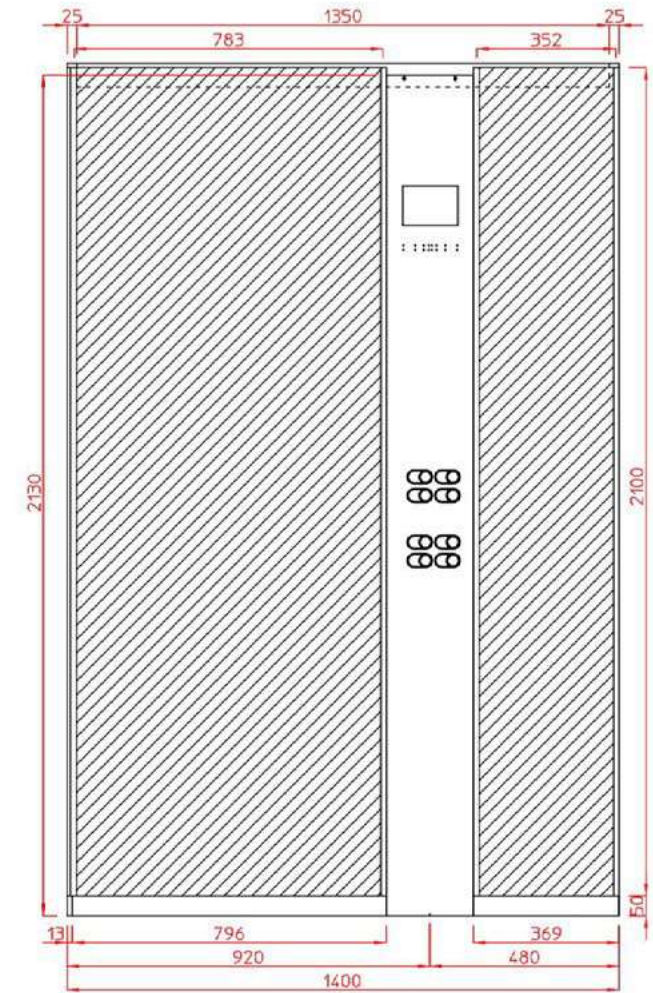
Sol <i>Floor</i>	Céramique Arctic White [Option] <i>Arctic White ceramic [Option]</i>	Main courante <i>Handrails</i>	Tube aluminium aspect inox, embout poli brillant <i>Tube aluminium stainless steel aspect, ends polished brightness aluminium</i>
Stratifié <i>Laminated panel</i>	Arpa 3310 Ghibli <i>Arpa 3310 Ghibli</i>	Miroir <i>Mirror</i>	Largeur 800 mi hauteur <i>Width 800 mm, half height</i>
Faux plafond <i>False ceiling</i>	Blanc RAL 9003 avec spots carrés à LED [Option] <i>White epoxy RAL 9003 with 4 square LED spots [Option]</i>	Boîte à boutons <i>Car operating panel</i>	Colonne toute hauteur en Inox brossé [Option] <i>Full height column in brushed stainless steel [Option]</i>



Face B



Face C



Face D



Sol
Floor

Tapis Herringbone châtain
PVC - Herringbone châtain

Stratifié
Laminated panel

Arpa 4516 Larix
Arpa 4516 Larix

Faux plafond
False ceiling

Blanc RAL 9003 avec bandes à LED **[Option]**
*White epoxy RAL 9003 with LED strips **[Option]***

Main courante
Handrails


Tube aluminium aspect inox, embout poli brillant
Tube aluminium stainless steel aspect, ends polished brightness aluminium

Miroir
Mirror

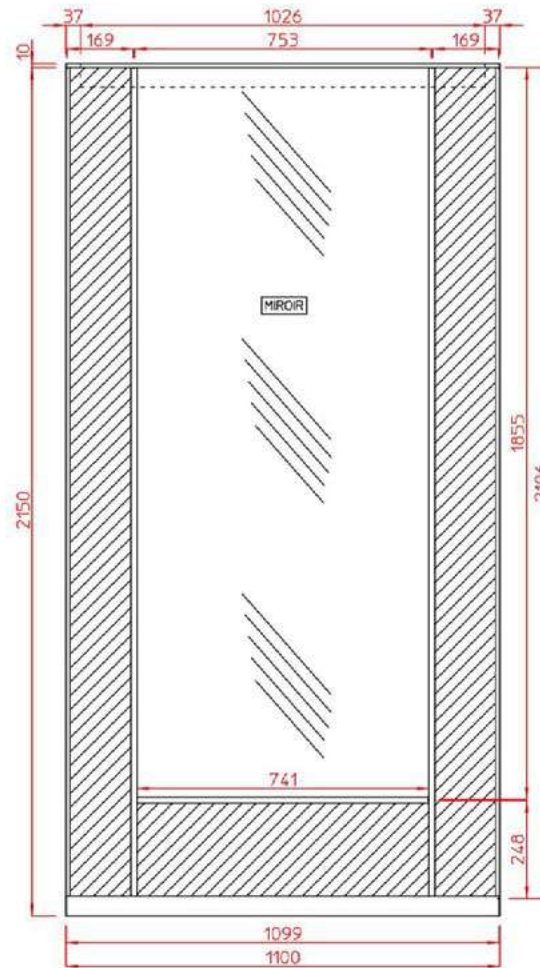
Largeur 800 mm toute hauteur - 300 **[Option]**
*Width 800 mm, full height -300 **[Option]***

Boîte à boutons
Car operating panel

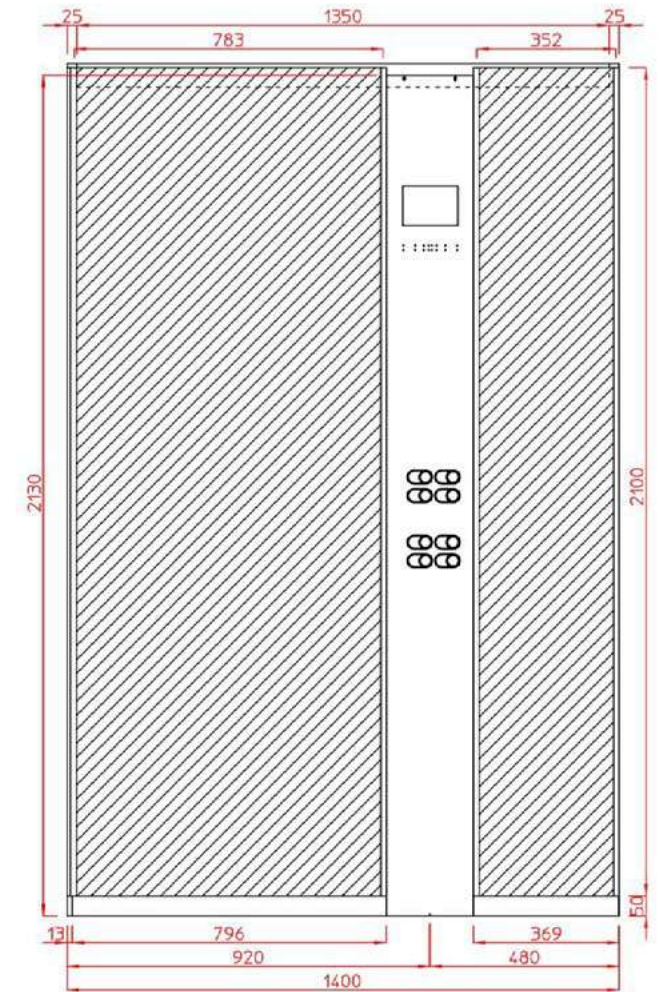
Colonne toute hauteur en Inox brossé **[Option]**
*Full height column in brushed stainless steel **[Option]***




Face B









Face C



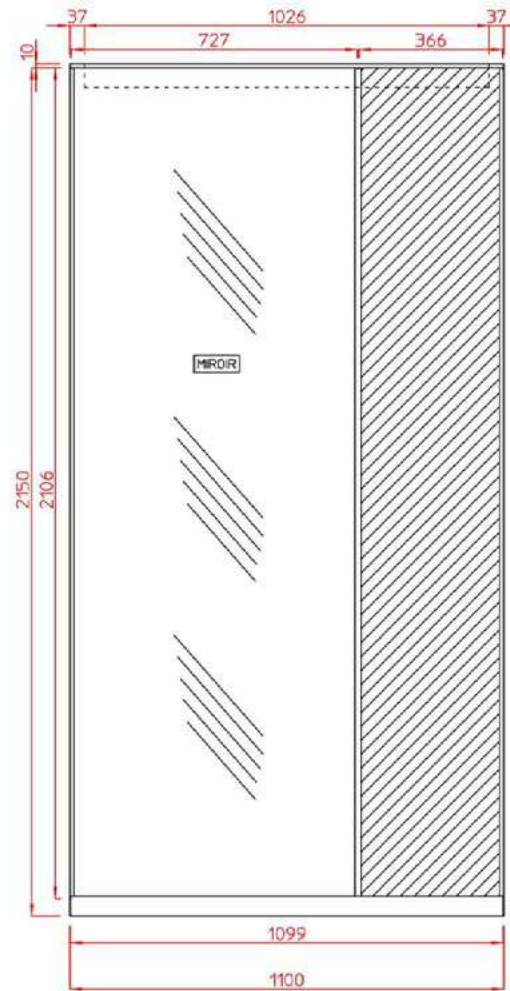
Face D



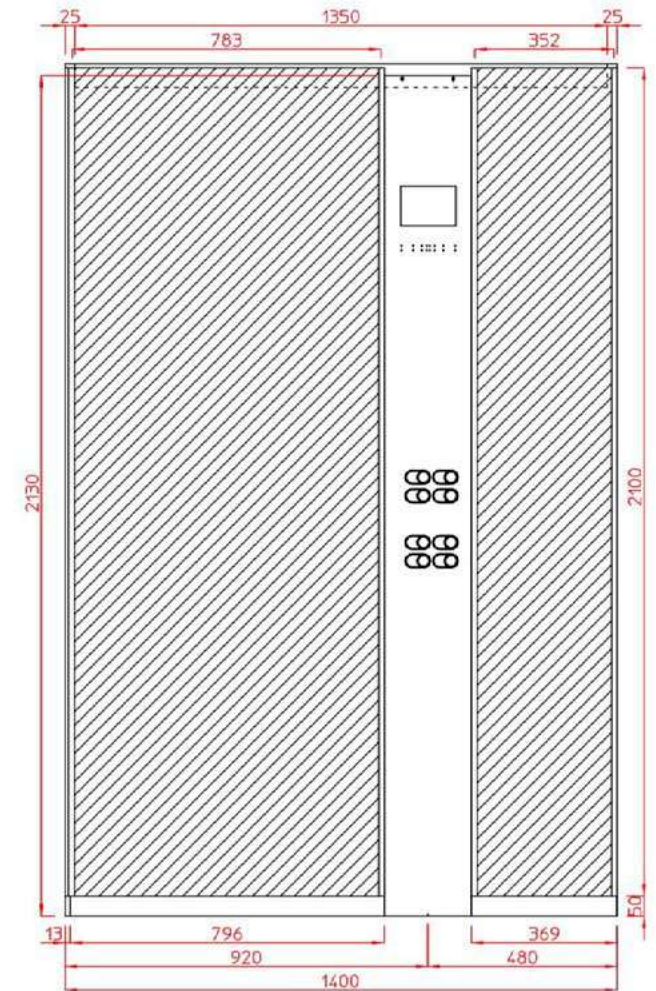
Sol <i>Floor</i>	 Céramique Krater Krater ceramic	Main courante <i>Handrails</i>	 Tube aluminium aspect inox, embout poli brillant <i>Tube aluminium stainless steel aspect, ends polished brightness aluminium</i>
Stratifié <i>Laminated panel</i>	 Arpa 4605 Aleve [Option] Arpa 4605 Aleve [Option]	Miroir <i>Mirror</i>	 Largeur 2/3 toute hauteur [Option] <i>width 2/3 full height [Option]</i>
Faux plafond <i>False ceiling</i>	 Blanc RAL 9003 avec spots ronds à LED <i>White epoxy RAL 9003 with round LED spots</i>	Boîte à boutons <i>Car operating panel</i>	 Colonne toute hauteur en Inox brossé [Option] <i>Full height column in brushed stainless steel [Option]</i>



Face B



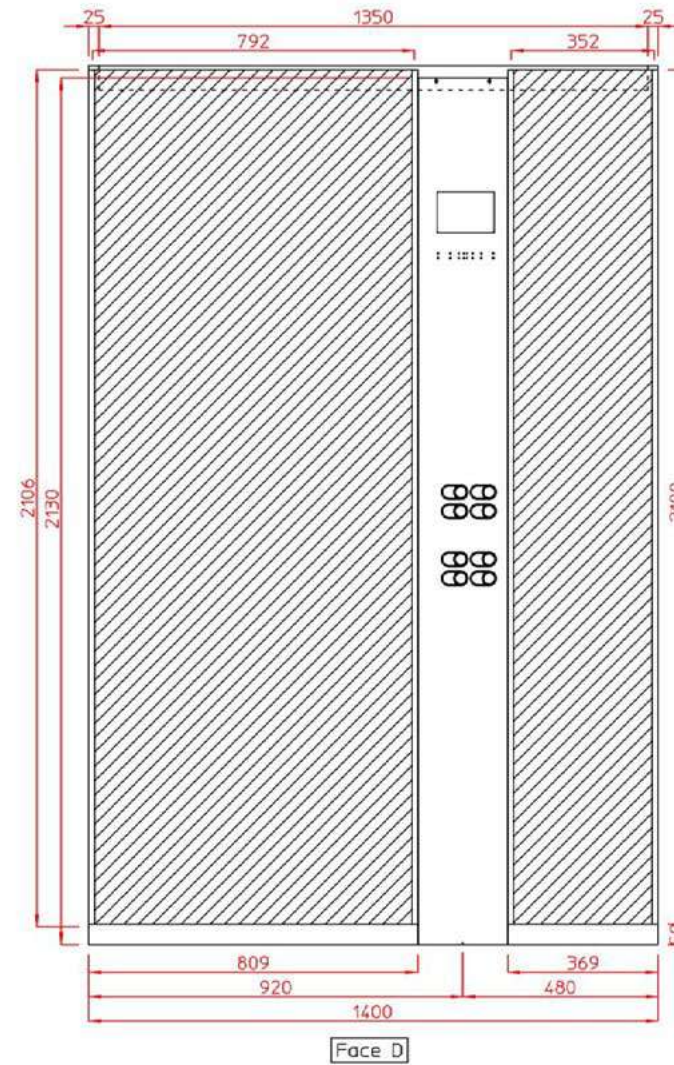
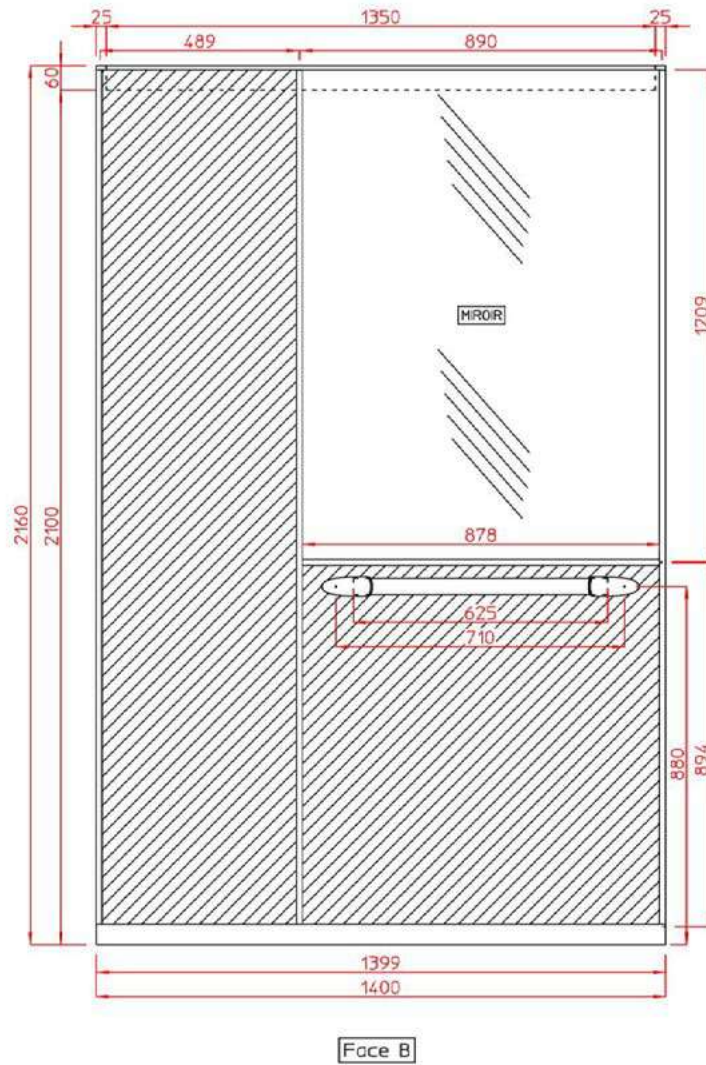
Face C



Face D



Sol <i>Floor</i>	Tapis Urban souris <i>PVC - Urban souris</i>	Main courante <i>Handrails</i>	Tube aluminium aspect inox, embout poli brillant <i>Tube aluminium stainless steel aspect, ends polished brightness aluminium</i>
Stratifié <i>Laminated panel</i>	Abet 1941 <i>Abet 1941</i>	Miroir <i>Mirror</i>	Largeur 800 mi hauteur <i>Width 800 mm, half height</i>
Faux plafond <i>False ceiling</i>	Blanc RAL 9003 avec spots ronds à LED <i>White epoxy RAL 9003 with round LED spots</i>	Boîte à boutons <i>Car operating panel</i>	Colonne toute hauteur en Inox brossé [Option] <i>Full height column in brushed stainless steel [Option]</i>





Sol
Floor

Tapis 0524 Cemento Modena
PVC - 0524 Cemento Modena

Stratifié
Laminated panel

Arpa 4514 Larix
Arpa 4514 Larix

Faux plafond
False ceiling

Blanc RAL 9003 avec spots carrés à LED **[Option]**
White epoxy RAL 9003 with 4 square LED spots [Option]

Main courante
Handrails

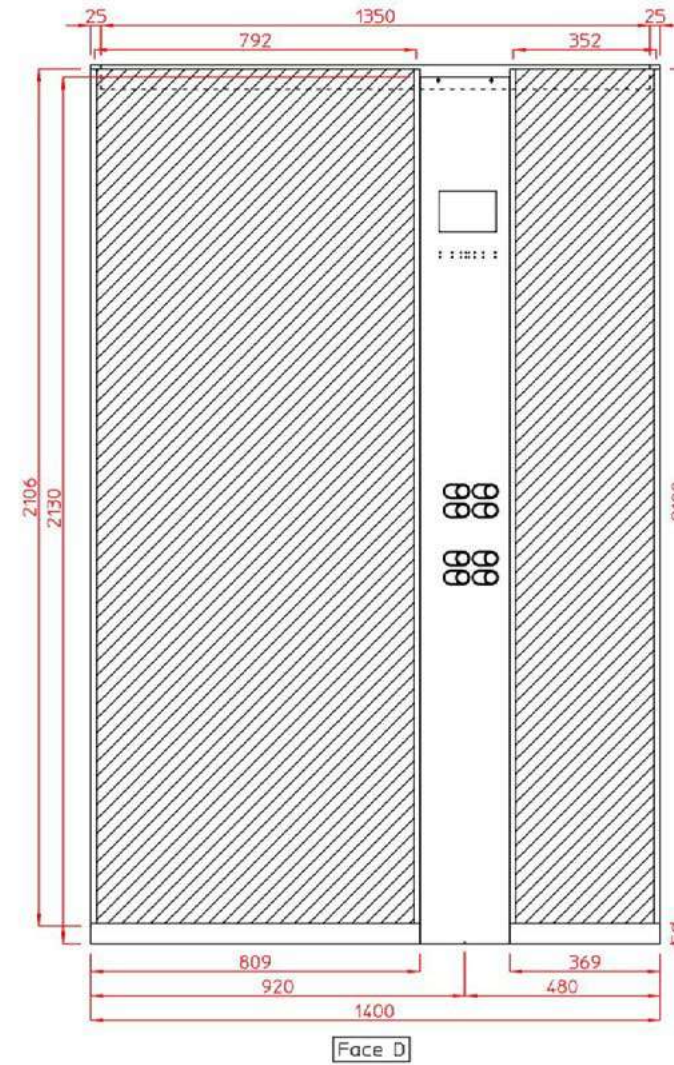
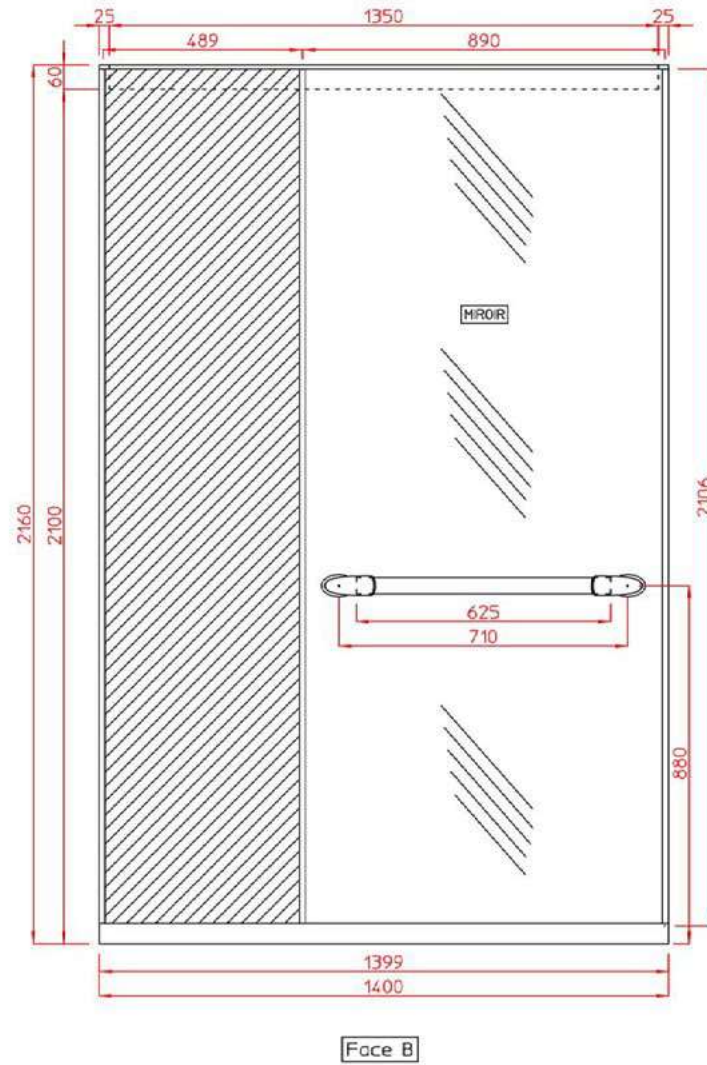
Tube aluminium aspect inox, embout poli brillant
Tube aluminium stainless steel aspect, ends polished brightness aluminium

Miroir
Mirror

Largeur 800 toute hauteur **[Option]**
Width 800 mm, full height [Option]

Boîte à boutons
Car operating panel

Colonne toute hauteur en Inox brossé **[Option]**
Full height column in brushed stainless steel [Option]





Sol
Floor

Tapis Cemento Capri
PVC - Cemento Capri

Stratifié
Laminated panel

Abet 634
Abet 634

Faux plafond
False ceiling

Blanc RAL 9003 avec bandes à LED **[Option]**
White epoxy RAL 9003 with LED strips [Option]

Main courante
Handrails

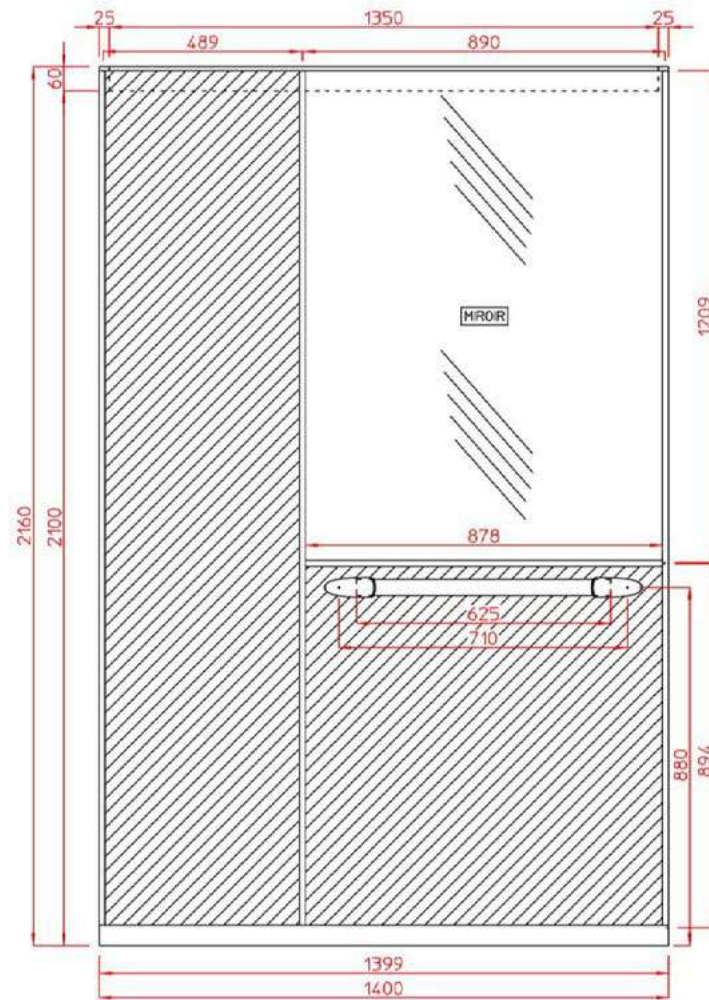
Tube aluminium aspect inox, embout poli brillant
Tube aluminium stainless steel aspect, ends polished brightness aluminium

Miroir
Mirror

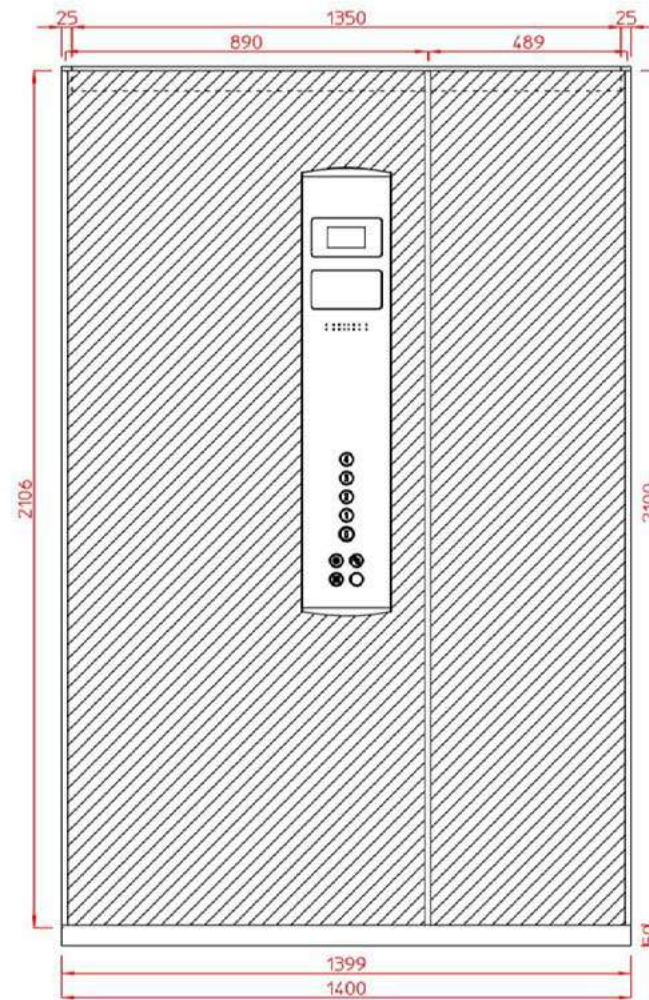
Largeur 800 mi hauteur
Width 800 mm, half height

Boîte à boutons
Car operating panel

Demi colonne M3 en Inox brossé
Half height column M3 in brushed stainless steel










Face B



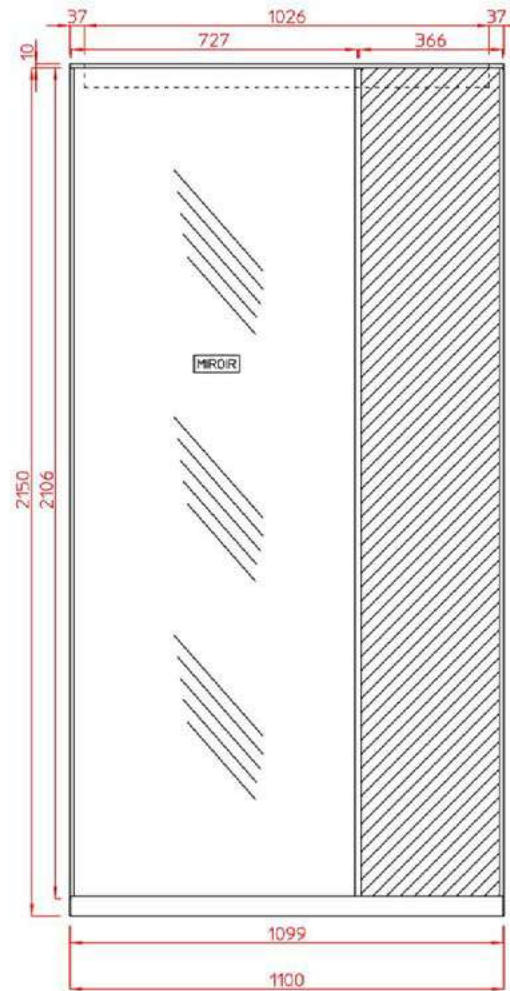
Face D



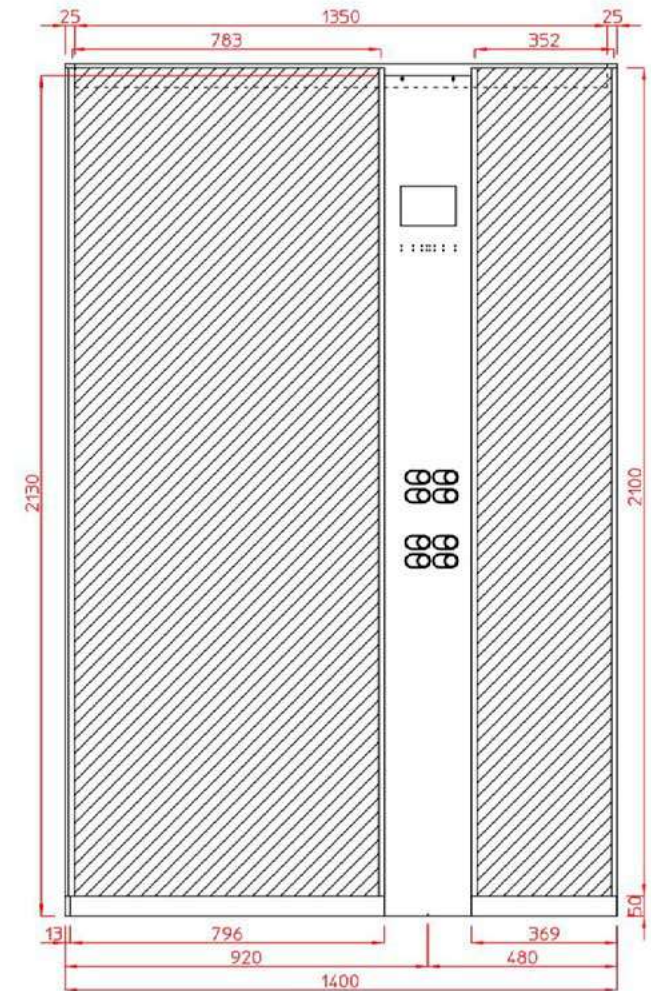
Sol <i>Floor</i>	 Céramique Iron frost [Option] <i>Iron frost ceramic [Option]</i>	Main courante <i>Handrails</i>	 Tube aluminium aspect inox, embout poli brillant <i>Tube aluminium stainless steel aspect, ends polished brightness aluminium</i>
Stratifié <i>Laminated panel</i>	 Arpa 3408 losa + Arpa 3346 ker (face C) <i>Arpa 3408 losa + Arpa 3346 ker (face C)</i>	Miroir <i>Mirror</i>	 Largeur 2/3 toute hauteur [Option] <i>width 2/3 full height [Option]</i>
Faux plafond <i>False ceiling</i>	 Blanc RAL 9003 avec spots ronds à LED <i>White epoxy RAL 9003 with round LED spots</i>	Boîte à boutons <i>Car operating panel</i>	 Colonne toute hauteur en Inox brossé [Option] <i>Full height column in brushed stainless steel [Option]</i>




Face B



Face C



Face D



Sol <i>Floor</i>	Tapis gris stone <i>PVC - gris stone</i>	Main courante <i>Handrails</i>	Tube aluminium aspect inox, embout poli brillant <i>Tube aluminium stainless steel aspect, ends polished brightness aluminium</i>
Stratifié <i>Laminated panel</i>	Arpa 2631 lucida + Abet 634 (face C) <i>Arpa 2631 lucida + Abet 634 (face C)</i>	Miroir <i>Mirror</i>	Largeur 2/3 toute hauteur [Option] <i>width 2/3 full height [Option]</i>
Faux plafond <i>False ceiling</i>	Blanc RAL 9003 avec bandes à LED [Option] <i>White epoxy RAL 9003 with LED strips [Option]</i>	Boîte à boutons <i>Car operating panel</i>	Demi colonne M3 en Inox brossé <i>Half height column M3 in brushed stainless steel</i>



Sol
Floor

Tapis Cemento Modena
PVC - Cemento Modena

Stratifié
Laminated panel

Abet 634 + Arpa 2631 Lucida (face C)
Abet 634 + Arpa 2631 Lucida (face C)

Faux plafond
False ceiling

Blanc RAL 9003 avec spots carrés à LED **[Option]**
White epoxy RAL 9003 with 4 square LED spots [Option]

Main courante
Handrails

Tube aluminium aspect inox, embout poli brillant
Tube aluminium stainless steel aspect, ends polished brightness aluminium

Miroir
Mirror






Largeur 2/3 toute hauteur **[Option]**
width 2/3 full height [Option]

Boîte à boutons
Car operating panel


Colonne toute hauteur en Inox brossé **[Option]**
Full height column in brushed stainless steel [Option]

Option impression – Printed option

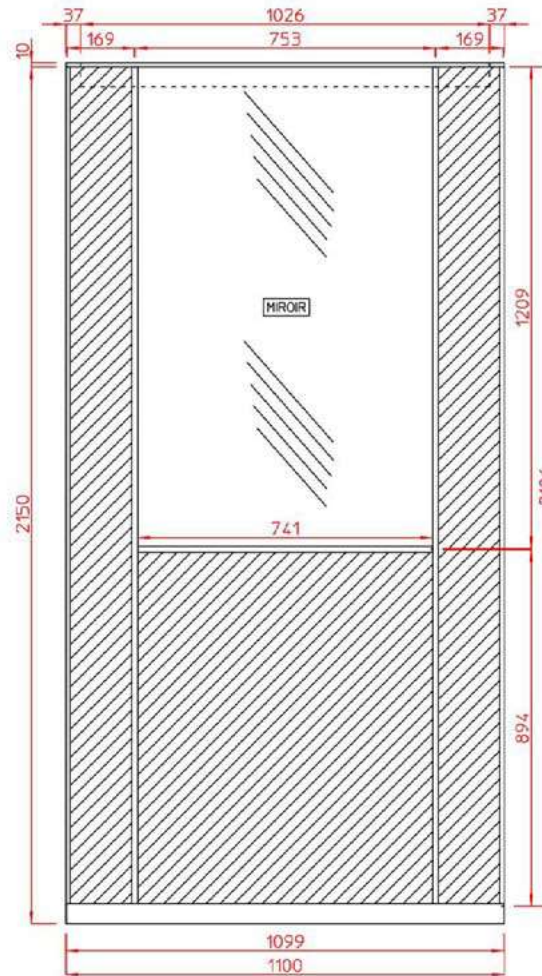


Sol <i>Floor</i>	 Tapis Urban souris <i>PVC - Urban souris</i>	Main courante <i>Handrails</i>	 Tube aluminium aspect inox, embout poli brillant <i>Tube aluminium stainless steel aspect, ends polished brightness aluminium</i>
Stratifié <i>Laminated panel</i>	 Abet 0509 pixel + impression [Option] <i>Abet 0509 pixel + printed [Option]</i>	Miroir <i>Mirror</i>	Largeur 800 mi hauteur <i>Width 800 mm, half height</i>
Faux plafond <i>False ceiling</i>	 Blanc RAL 9003 avec spots carrés à LED [Option] <i>White epoxy RAL 9003 with 4 square LED spots [Option]</i>	Boîte à boutons <i>Car operating panel</i>	 Demi colonne M3 en Inox brossé <i>Half height column M3 in brushed stainless steel</i>

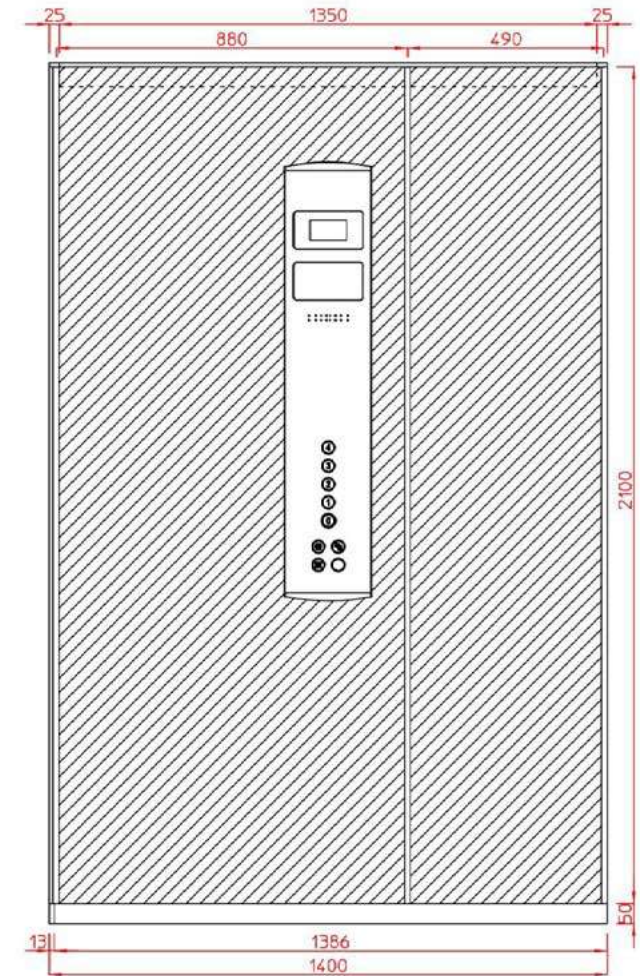
Option impression - Printed option



Face B



Face C



Face D



Loc 1: Antelias, Seaside, SSS Bldg, beside AISHTI.
Loc 2: Bchamoun, Behind Louise Wegmann, SSS Bldg.

Tel: +961 71 260 007

Email: sales@sss-lb.com
www.sss-lb.com

Next Level Living